

ASI Sterling Money Mkt I I

Fund Information

Sector

IA Standard Money Market

Manager's Name

Craig Dixon

Date Manager Appointed

Jun 2019

Launch Date

Sep 2007

Fund Size (£m)

£459.04

Yield* (See page2)

0.00 %

XD Dates

May 01, Feb 03, Nov 01, Aug 01

Last Distribution

01/05/20 (XD Date)

31/07/20 (Pay Date)

0.10(Distribution)

OCF

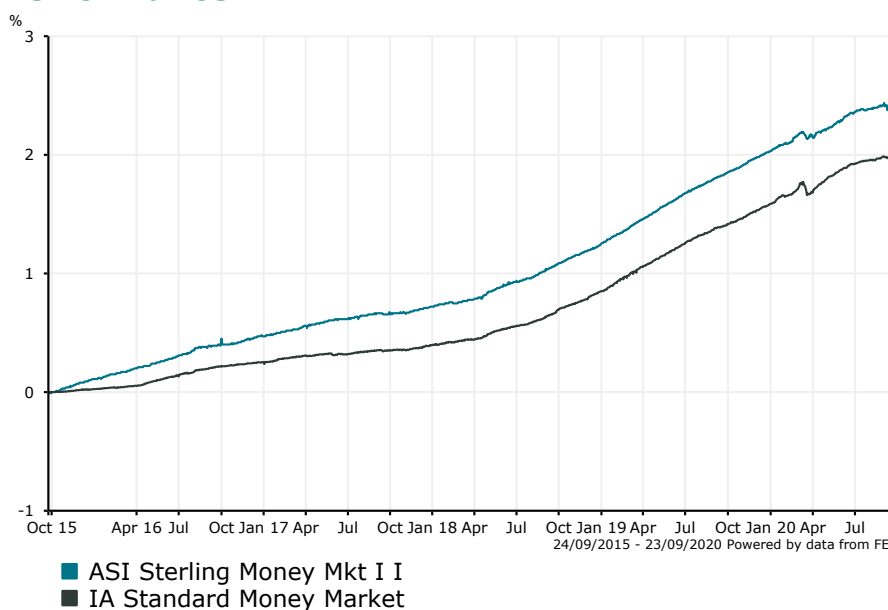
0.15 %

Fund Aim

The fund aims to generate income and preserve some capital over the short term (2 years or less) by investing in cash deposits and money market instruments. Please note: Our factsheets will be fully updated to reflect the 7 August 2019 changes to the Investment Objective and Policy, including benchmark use, shortly. In the interim, please see the KIID which can be found at <https://www.aberdeenstandard.com/en/uk/investor/fund-centre#literature> for full up to date information.

Sector: IA Standard Money Market

Performance


Morningstar Analyst Rating

N/A

FE Crown Rating

Discrete Performance - 12 months to 31/12/19

	2019	2018	2017	2016	2015
Fund	0.77	0.52	0.25	0.36	0.29
Stock Sector Average	0.73	0.45	0.14	0.23	0.07

Cumulative Performance to 31/08/20

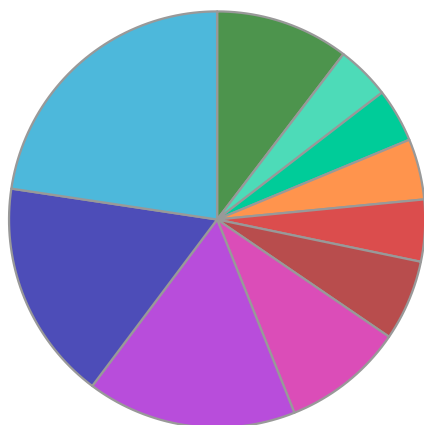
	1 Yr	2 Yrs	3 Yrs	4 Yrs	5 Yrs
Fund	0.61	1.39	1.75	2.03	2.44
Stock Sector Average	0.61	1.34	1.63	1.78	1.99

Performance Analysis - Annualised 3 years

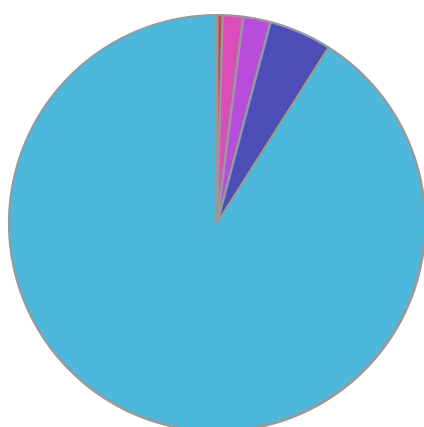
	Growth Rate %	Volatility	Alpha	Beta	Sharpe
Fund	0.58	0.08	0.17	0.75	0.00
Stock Sector Average	0.54	0.09	0.00	1.00	0.00

ASI Sterling Money Mkt II

Fund Composition



	(%)
UK	22.63
Japan	17.13
France	16.30
Canada	9.42
USA	6.27
Luxembourg	4.80
Netherlands	4.72
Qatar	4.18
United Arab Emirates	4.18
Others	10.38



	(%)
Money Market	90.99
Cash & Cash Equivalents	4.87
Swiss Corporate Fixed Interest	2.13
Dutch Corporate Fixed Interest	1.58
Swedish Corporate Fixed Interest	0.43

Largest Holdings

Holdings	(%)
CREDIT AGRICOLE INDOSUEZ 0.04% CT OF DEP 24/09/20 GBP1	3.10
CITIBANK NA 0.07% CD 20/07/20-20/10/20	2.10
MIZUHO BANK 0.08% CD 28/07/20-28/10/20	2.10
ROYAL BANK OF CANADA 1.41% CD 27/03/20-28/09/20	2.10
CANADIAN IMPERIAL BANK OF COMMERCE 0.85% CT OF DEP 08/10/20 GBP1	2.10

Holdings	(%)
SOCIETE GENERALE SA 0.45% CT OF DEP 01/12/20 GBP1	2.10
SUMITOMO TRUST & BANKING CO 0.05% CT OF DEP 13/11/20 GBP1	2.10
JP MORGAN CHASE BANK NA FRN 10/05/21 EMTN GBP	2.10
UBS LONDON 1.25% 10/12/20 EMTN GBP	2.10
MUFG BANK 0.06% CD 25/08/20-24/11/20	2.10

* Data supplied by fund managers regarding fixed interests funds may not specify yield type. As the provision of redemption yield is an FCA regulatory requirement Novia assumes these are used.

Important Information

Performance details and yields are as at 31/08/2020. Performance figures are inclusive of net reinvested income. Source: FE. This document is designed only for professional investors and experienced advisers. The value of investments and the income gained may fluctuate. Investors may not get back the full amount invested. Past performance is not a guide to the future.