

## VT Munro Smart-Beta UK X Inc

### Fund Information

**Sector**

IA UK All Companies

**Manager's Name**

Robert Davies

**Date Manager Appointed**

Sep 2007

**Launch Date**

Sep 2007

**Fund Size (£m)**

£4.52

**Yield\*** (See page 2)

4.83 %

**XD Dates**

Jul 31, Jun 30, May 29, Apr 30

**Last Distribution**

31/07/20 (XD Date)

30/09/20 (Pay Date)

0.18(Distribution)

**OCF**

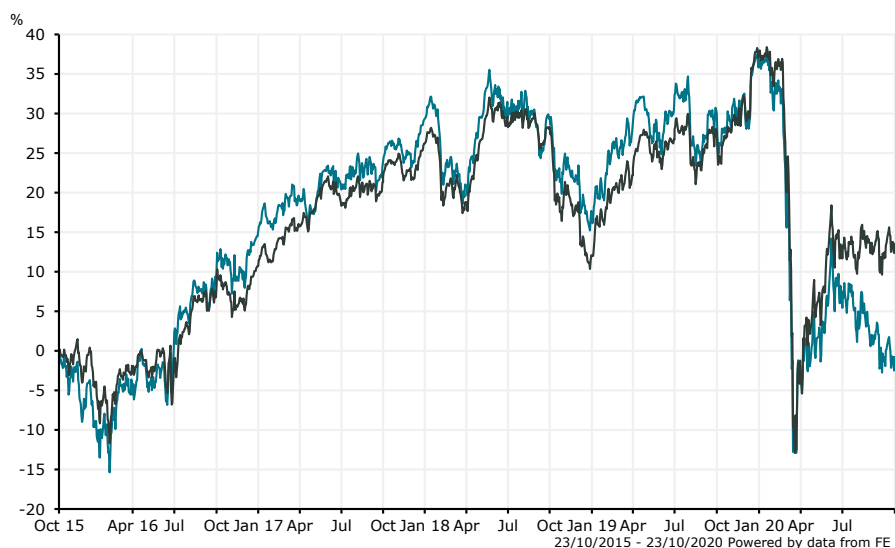
0.86 %

### Fund Aim

The Fund seeks to maximize the overall return by seeking to replicate the performance of the Freedom Smart-Beta UK Dividend Index. It is a UCITS fund.

**Sector:** IA UK All Companies

### Performance


■ VT Munro Smart-Beta UK X Inc

■ IA UK All Companies

**Morningstar Analyst Rating**

N/A

**FE Crown Rating**

**Discrete Performance - 12 months to 31/12/19**

	2019	2018	2017	2016	2015
Fund	15.40	-8.91	12.88	19.87	-4.30
Stock Sector Average	22.24	-11.19	13.99	10.82	4.86

**Cumulative Performance to 30/09/20**

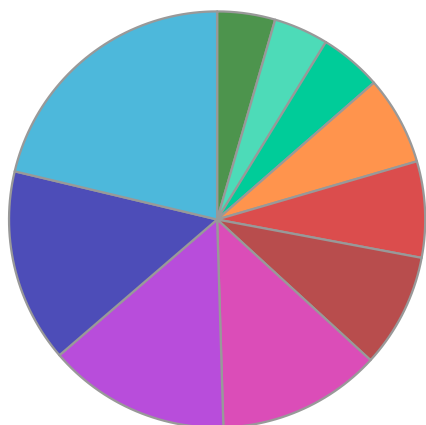
	1 Yr	2 Yrs	3 Yrs	4 Yrs	5 Yrs
Fund	-24.33	-23.71	-20.00	-9.03	5.71
Stock Sector Average	-12.76	-12.78	-7.95	4.61	16.90

**Performance Analysis - Annualised 3 years**

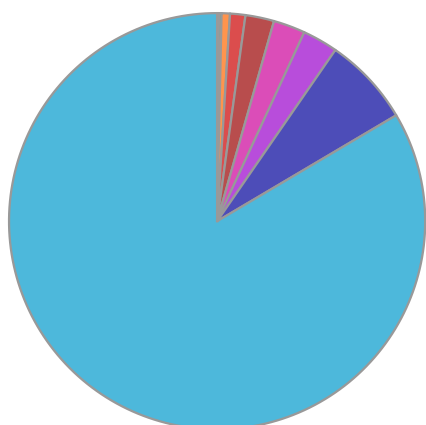
	Growth Rate %	Volatility	Alpha	Beta	Sharpe
Fund	-7.17	15.65	-4.90	0.89	-0.02
Stock Sector Average	-2.72	16.89	0.00	1.00	-0.01

**VT Munro Smart-Beta UK X Inc**

**Fund Composition**



	(%)
Financials	21.28
Materials	15.03
Consumer Staples	14.17
Energy	12.71
Health Care	8.86
Consumer Discretionary	7.46
Industrials	6.91
Utilities	4.83
Communications	4.25
Others	4.50



	(%)
UK Equities	83.51
Dutch Equities	6.88
Swiss Equities	2.74
Cash & Cash Equivalents	2.47
Irish Equities	2.23
Property	1.19
Europe ex UK Equities	0.65
German Equities	0.20
American Equity	0.14

**Largest Holdings**

Holdings	(%)
HSBC HLDGS	6.98
BP	5.75
BHP GROUP PLC	4.95
GLAXOSMITHKLINE	4.43
BRITISH AMERICAN TOBACCO	4.17

Holdings	(%)
ASTRAZENECA PLC	4.07
RIO TINTO	3.79
ROYAL DUTCH SHELL PLC	3.65
ROYAL DUTCH SHELL PLC	3.23
NATIONAL GRID PLC	2.26

\* Data supplied by fund managers regarding fixed interests funds may not specify yield type. As the provision of redemption yield is an FCA regulatory requirement Novia assumes these are used.

**Important Information**

Performance details and yields are as at 30/09/2020. Performance figures are inclusive of net reinvested income. Source: FE. This document is designed only for professional investors and experienced advisers. The value of investments and the income gained may fluctuate. Investors may not get back the full amount invested. Past performance is not a guide to the future.