

Templeton EmegMkts SmlCos A YDis£

Fund Information

Sector

Equity - Emerging Markets

Manager's Name

Chetan Sehgal

Date Manager Appointed

Apr 2017

Launch Date

Oct 2007

Fund Size(£m)

£449.67

Yield* (See page2)

0.00 %

XD Dates

Jul 01

Last Distribution

01/07/20 (XD Date)

08/07/20 (Pay Date)

0.00(Distribution)

OCF

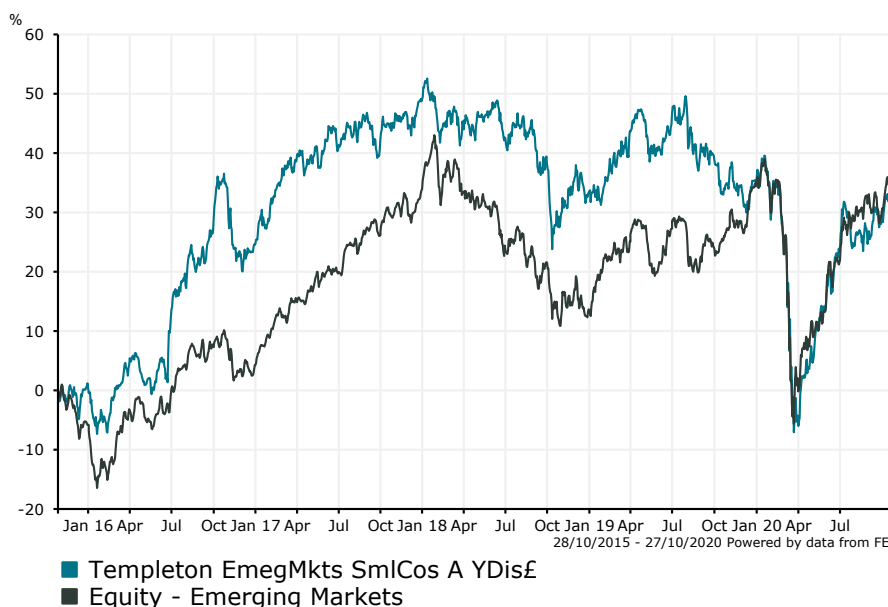
2.50 %

Fund Aim

The Fund aims to achieve long-term capital appreciation by investing primarily in equity securities and depository receipts of small-cap companies registered or performing a substantial part of their business in emerging markets or holding a substantial part of their participations in small-cap companies registered in emerging markets. Emerging markets small cap companies are those having a market capitalisation at the time of initial purchase within the range of the market capitalisations of companies included in the MSCI Emerging Markets Small Cap Index (Index).

Sector: Equity - Emerging Markets

Performance


Morningstar Analyst Rating

Neutral

FE Crown Rating

Discrete Performance - 12 months to 31/12/19

	2019	2018	2017	2016	2015
Fund	0.72	-10.29	19.43	23.05	-0.55
Stock Sector Average	18.29	-15.11	28.42	10.70	-14.35

Cumulative Performance to 30/09/20

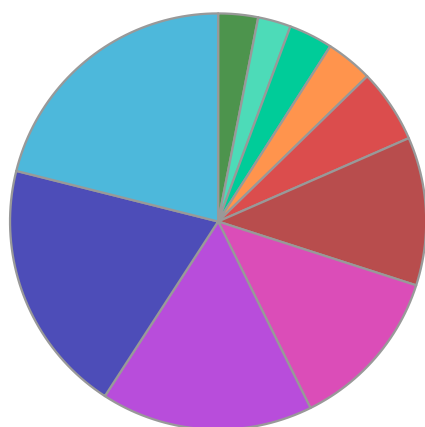
	1 Yr	2 Yrs	3 Yrs	4 Yrs	5 Yrs
Fund	-7.63	-7.53	-8.32	1.51	32.53
Stock Sector Average	4.76	6.97	3.13	21.23	39.59

Performance Analysis - Annualised 3 years

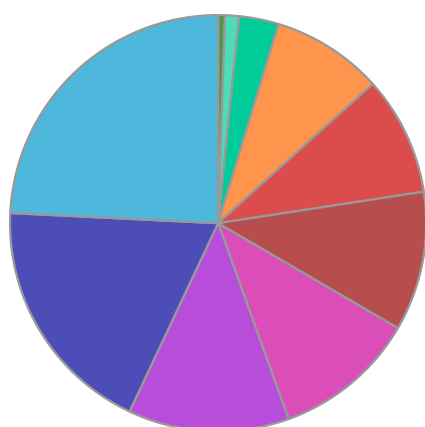
	Growth Rate %	Volatility	Alpha	Beta	Sharpe
Fund	-2.85	19.03	-3.20	0.90	-0.01
Stock Sector Average	1.03	17.23	0.00	1.00	0.00

Templeton **EmegMkts SmlCos A YDis£**

Fund Composition



	(%)
China	21.09
Taiwan	19.75
Others	16.48
India	12.72
Korea	11.52
Vietnam	5.73
Brazil	3.65
Philippines	3.41
Saudi Arabia	2.56
Others	3.09



	(%)
Consumer Discretionary	24.22
Information Technology	18.78
Health Care	12.50
Materials	11.09
Financials	10.83
Consumer Staples	9.25
Industrials	8.64
Communications	3.07
Real Estate	1.09
Cash & Cash Equivalents	0.53

Largest Holdings

Holdings	(%)
MERIDA INDUSTRY CO LTD	4.32
BAJAJ HLDGS & INVESTMENT LTD	4.21
NOVATEK MICROELECTRONICS CORP	3.92
HEALTH & HAPPINESS H&H INTERNATIONAL HOLDINGS LTD	3.60
XINYI SOLAR HLDGS LTD	3.20

Holdings	(%)
ARAMEX PJSC	2.56
MOUWASAT MEDICAL SERVICES CO	2.56
HOA PHAT GROUP JSC	2.45
PRIMAX ELECTRONICS LTD(NEW)	2.36
HUAMI CORP	2.19

* Data supplied by fund managers regarding fixed interests funds may not specify yield type. As the provision of redemption yield is an FCA regulatory requirement Novia assumes these are used.

Important Information

Performance details and yields are as at 30/09/2020. Performance figures are inclusive of net reinvested income. Source: FE. This document is designed only for professional investors and experienced advisers. The value of investments and the income gained may fluctuate. Investors may not get back the full amount invested. Past performance is not a guide to the future.