

Man GLG Jap CrAlpEq I £

Fund Information

Sector

Equity - Japan

Manager's Name

Stephen Harker
Neil Edwards
Jeff Atherton
Adrian Edwards

Date Manager Appointed

Feb 2010

Launch Date

May 2011

Fund Size (£m)

£87520.17

Yield* (See page2)

0.00 %

XD Dates

N/A

Last Distribution

N/A (XD Date)
N/A (Pay Date)
N/A (Distribution)

OCF

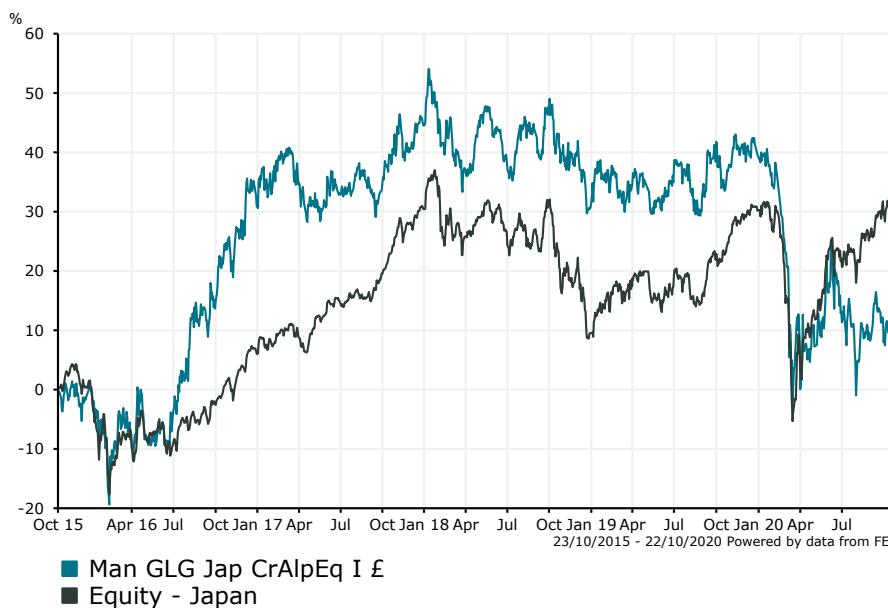
1.08 %

Fund Aim

Man GLG Japan CoreAlpha Equity seeks long term gains by investing primarily in listed or traded shares (or related instruments) of issuers in Japan, or which derive a substantial part of their revenue from Japan.

Sector: Equity - Japan

Performance



Discrete Performance - 12 months to 31/12/19

	2019	2018	2017	2016	2015
Fund	6.79	-9.50	10.38	29.90	19.16
Stock Sector Average	18.84	-16.03	22.97	4.48	11.76

Cumulative Performance to 30/09/20

	1 Yr	2 Yrs	3 Yrs	4 Yrs	5 Yrs
Fund	-21.97	-26.85	-19.15	-4.95	18.13
Stock Sector Average	6.27	-1.66	8.32	32.76	40.30

Performance Analysis - Annualised 3 years

	Growth Rate %	Volatility	Alpha	Beta	Sharpe
Fund	-6.84	16.79	-8.71	0.90	-0.02
Stock Sector Average	2.70	15.02	0.00	1.00	0.00

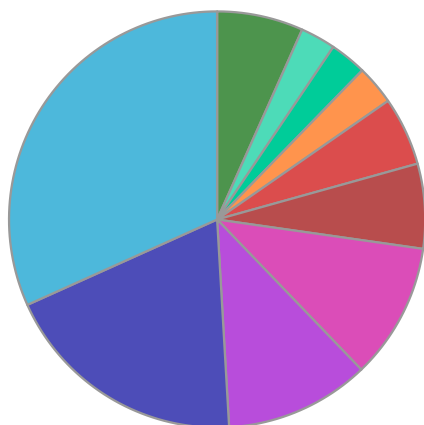
Morningstar Analyst Rating

N/A

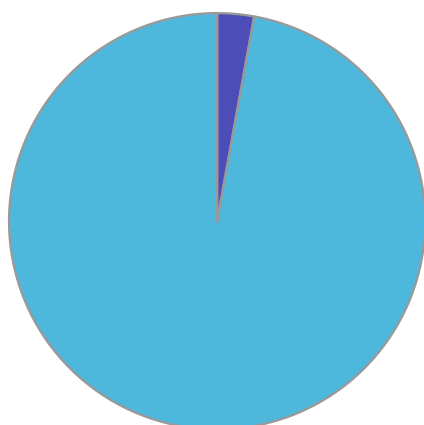
FE Crown Rating



Fund Composition



	(%)
Financials	31.72
Consumer Discretionary	19.19
Materials	11.26
Industrials	10.56
Real Estate	6.58
Information Technology	5.33
Energy	3.06
Money Market	2.85
Others	2.73
Others	6.70



	(%)
Japan	97.15
Money Market	2.85

Largest Holdings

Holdings	(%)
mitsubishi UFJ FINANCIAL GROUP	6.74
SUMITOMO MITSUI FINANCIAL GROUP INC	5.35
JAPAN POST HLDGS CO LTD	5.28
NIPPON STEEL CORP	5.17
HONDA MOTOR CO	4.98

Holdings	(%)
CANON INC	3.94
TOYOTA MOTOR CORP	3.87
MITSUI FUDOSAN	3.52
JFE HOLDINGS INC	3.10
INPEX CORP	3.06

* Data supplied by fund managers regarding fixed interests funds may not specify yield type. As the provision of redemption yield is an FCA regulatory requirement Novia assumes these are used.

Important Information

Performance details and yields are as at 30/09/2020. Performance figures are inclusive of net reinvested income. Source: FE. This document is designed only for professional investors and experienced advisers. The value of investments and the income gained may fluctuate. Investors may not get back the full amount invested. Past performance is not a guide to the future.