

Baillie Gifford Devd Asia Pac B Acc
Fund Information
Sector

IA Asia Pacific Including Japan

Manager's Name

 Iain Campbell
Tolibjon Tursunov

Date Manager Appointed

Oct 2014

Launch Date

Feb 2003

Fund Size (£m)

£206.42

Yield* (See page2)

0.87 %

XD Dates

May 01

Last Distribution

01/05/20 (XD Date)

30/06/20 (Pay Date)

6.82(Distribution)

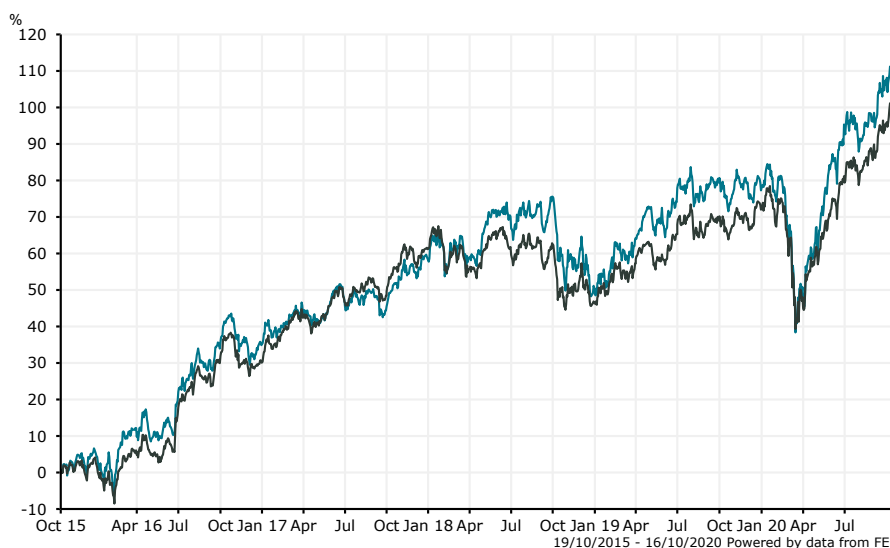
OCF

0.59 %

Fund Aim

The Fund aims to outperform (after deduction of costs) the MSCI Pacific Index, as stated in Sterling, by at least 1.5% per annum over rolling five-year periods.

Sector: IA Asia Pacific Including Japan

Performance


■ Baillie Gifford Devd Asia Pac B Acc
■ IA Asia Pacific Including Japan

Morningstar Analyst Rating

N/A

FE Crown Rating

Discrete Performance - 12 months to 31/12/19

	2019	2018	2017	2016	2015
Fund	17.74	-5.08	17.60	27.02	13.63
Stock Sector Average	17.36	-9.07	23.82	25.40	4.43

Cumulative Performance to 30/09/20

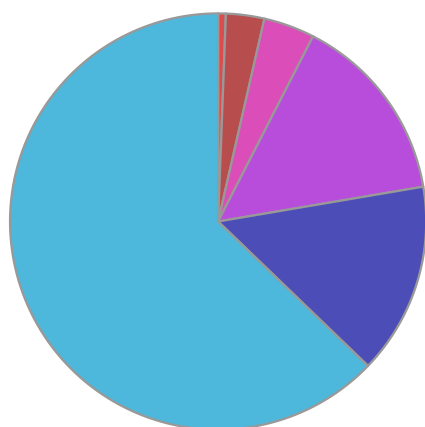
	1 Yr	2 Yrs	3 Yrs	4 Yrs	5 Yrs
Fund	14.91	17.42	42.79	53.90	119.90
Stock Sector Average	15.36	19.77	31.37	50.05	106.62

Performance Analysis - Annualised 3 years

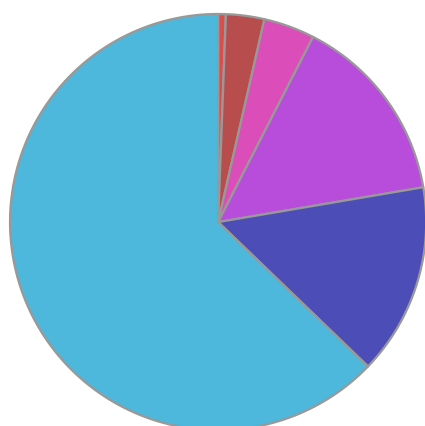
	Growth Rate %	Volatility	Alpha	Beta	Sharpe
Fund	12.61	16.04	1.64	1.16	0.57
Stock Sector Average	9.52	13.30	0.00	1.00	0.45

Baillie Gifford **Devd Asia Pac B Acc**

Fund Composition



	(%)
Japanese Equities	63.30
Australian Equities	15.00
Hong Kong Equities	14.90
Singapore Equities	4.00
New Zealand Equities	3.00
Global Equities	0.60
Money Market	-0.80



	(%)
Japan	63.30
Australia	15.00
Hong Kong	14.90
Singapore	4.00
New Zealand	3.00
Others	0.60
Money Market	-0.80

Largest Holdings

Holdings	(%)
BG JAPANESE SMALLER COS FUND	7.70
SOFTBANK GROUP CORP	4.30
OLYMPUS CORP	4.00
SMC CORP	3.90
SHISEIDO CO	3.80

Holdings	(%)
HONG KONG EXCHANGES & CLEARING	3.60
SHIMANO INC	3.40
SBI HLDGS INC	3.20
SUGI HOLDINGS CO LTD	3.10
UNITED OVERSEAS BANK	2.60

* Data supplied by fund managers regarding fixed interests funds may not specify yield type. As the provision of redemption yield is an FCA regulatory requirement Novia assumes these are used.

Important Information

Performance details and yields are as at 30/09/2020. Performance figures are inclusive of net reinvested income. Source: FE. This document is designed only for professional investors and experienced advisers. The value of investments and the income gained may fluctuate. Investors may not get back the full amount invested. Past performance is not a guide to the future.