

Baillie Gifford UK Eq Alpha B Inc
Fund Information
Sector

IA UK All Companies

Manager's Name

Gerard Callahan

Date Manager Appointed

Sep 2010

Launch Date

Apr 1995

Fund Size (£m)

£610.62

Yield* (See page2)

1.45 %

XD Dates

Aug 03, Feb 03

Last Distribution

03/08/20 (XD Date)

30/09/20 (Pay Date)

0.90(Distribution)

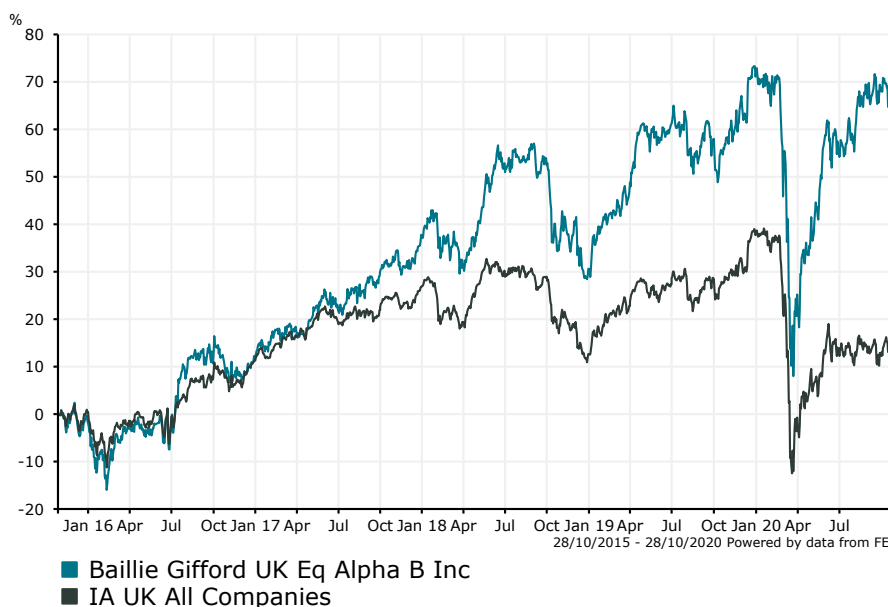
OCF

0.56 %

Fund Aim

The Fund aims to outperform (after deduction of costs) the FTSE All-Share Index by at least 2% per annum over rolling five-year periods.

Sector: IA UK All Companies

Performance

Morningstar Analyst Rating

N/A

FE Crown Rating

Discrete Performance - 12 months to 31/12/19

	2019	2018	2017	2016	2015
Fund	30.98	-5.19	23.87	12.88	8.43
Stock Sector Average	22.24	-11.19	13.99	10.82	4.86

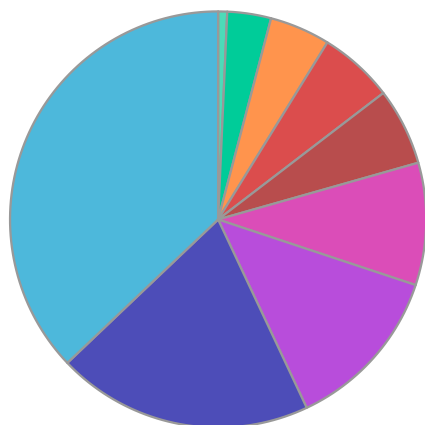
Cumulative Performance to 30/09/20

	1 Yr	2 Yrs	3 Yrs	4 Yrs	5 Yrs
Fund	6.38	9.15	30.23	51.82	79.08
Stock Sector Average	-12.76	-12.78	-7.95	4.61	16.90

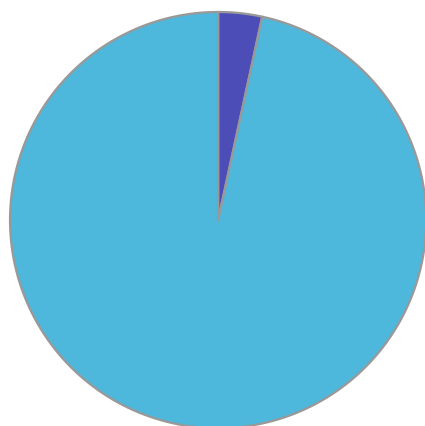
Performance Analysis - Annualised 3 years

	Growth Rate %	Volatility	Alpha	Beta	Sharpe
Fund	9.20	20.30	12.98	1.08	0.28
Stock Sector Average	-2.72	16.89	0.00	1.00	-0.01

Fund Composition



	(%)
Consumer Services	37.10
Industrials	19.90
Financials	12.90
Health Care	9.50
Basic Materials	6.00
Technology	5.80
Consumer Goods	4.70
Money Market	3.40
Oil & Gas	0.70



	(%)
UK Equities	96.60
Money Market	3.40

Largest Holdings

Holdings	(%)
OCADO GROUP PLC	8.90
RIGHTMOVE PLC	8.20
AVEVA GROUP	5.80
AUTO TRADER GROUP PLC	5.80
RENISHAW PLC	5.30

Holdings	(%)
HOMESERVE	4.70
TRAINLINE PLC	4.30
ASOS PLC	4.00
HARGREAVES LANSDOWN PLC	4.00
ABCAM	4.00

* Data supplied by fund managers regarding fixed interests funds may not specify yield type. As the provision of redemption yield is an FCA regulatory requirement Novia assumes these are used.

Important Information

Performance details and yields are as at 30/09/2020. Performance figures are inclusive of net reinvested income. Source: FE. This document is designed only for professional investors and experienced advisers. The value of investments and the income gained may fluctuate. Investors may not get back the full amount invested. Past performance is not a guide to the future.