

**Baillie Gifford EmgMkts LngCs B Acc**
**Fund Information**
**Sector**

IA Global Emerging Markets

**Manager's Name**

 Will Sutcliffe  
 Roderick Snell  
 Sophie Earnshaw

**Date Manager Appointed**

Jan 2010

**Launch Date**

Jan 2006

**Fund Size(£m)**

£877.14

**Yield\*** (See page2)

1.52 %

**XD Dates**

May 01

**Last Distribution**

 01/05/20 (XD Date)  
 30/06/20 (Pay Date)  
 9.16(Distribution)

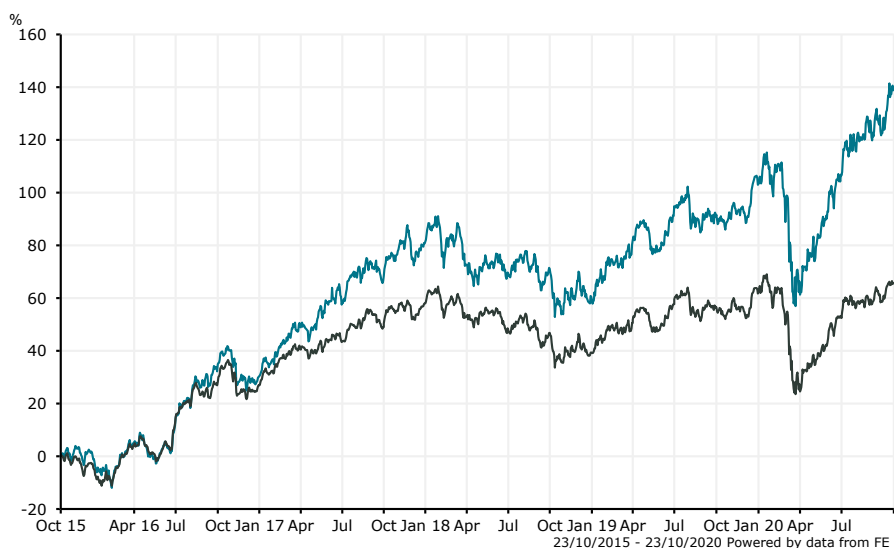
**OCF**

0.77 %

**Fund Aim**

The Fund aims to outperform (after deduction of costs) the MSCI Emerging Markets Index, as stated in Sterling, by at least 2% per annum over rolling five-year periods.

**Sector:** IA Global Emerging Markets

**Performance**


■ Baillie Gifford EmgMkts LngCs B Acc  
 ■ IA Global Emerging Markets

**Discrete Performance - 12 months to 31/12/19**

	2019	2018	2017	2016	2015
Fund	26.47	-11.17	38.88	28.44	-5.15
Stock Sector Average	16.04	-11.78	24.43	30.84	-10.19

**Cumulative Performance to 30/09/20**

	1 Yr	2 Yrs	3 Yrs	4 Yrs	5 Yrs
Fund	17.94	31.32	35.28	70.33	144.09
Stock Sector Average	1.97	8.64	7.00	25.63	71.46

**Performance Analysis - Annualised 3 years**

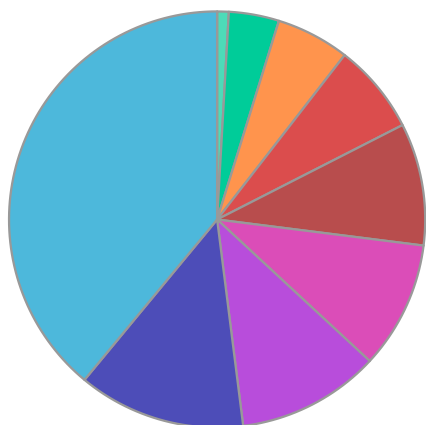
	Growth Rate %	Volatility	Alpha	Beta	Sharpe
Fund	10.60	17.02	8.16	1.07	0.42
Stock Sector Average	2.28	15.28	0.00	1.00	0.00

**Morningstar Analyst Rating**

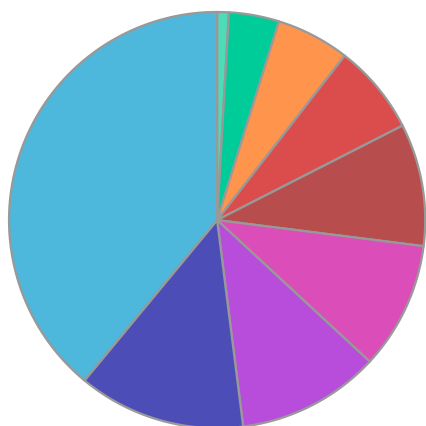
N/A

**FE Crown Rating**


## Fund Composition



	(%)
Chinese Equities	39.00
South Korean Equities	13.00
Indian Equities	11.10
Taiwanese Equities	9.90
Brazilian Equities	9.50
Russian Equities	7.00
International Equities	5.70
South African Equities	3.90
Money Market	0.90



	(%)
China	39.00
Korea	13.00
India	11.10
Taiwan	9.90
Brazil	9.50
Russia	7.00
Others	5.70
South Africa	3.90
Money Market	0.90

## Largest Holdings

Holdings	(%)
TAIWAN SEMICONDUCTOR MANUFACTURING	9.90
ALIBABA GROUP HLDG LTD	9.30
SAMSUNG ELECTRONICS CO	7.60
MEITUAN DIANPING	5.30
TENCENT HLDGS LIMITED	4.90

Holdings	(%)
MERCADOLIBRE INC	4.70
JD.COM	4.70
PING AN INSURANCE(GR)CO OF CHINA	4.60
RELIANCE INDUSTRIES	4.20
NASPERS	3.90

\* Data supplied by fund managers regarding fixed interests funds may not specify yield type. As the provision of redemption yield is an FCA regulatory requirement Novia assumes these are used.

## Important Information

Performance details and yields are as at 30/09/2020. Performance figures are inclusive of net reinvested income. Source: FE. This document is designed only for professional investors and experienced advisers. The value of investments and the income gained may fluctuate. Investors may not get back the full amount invested. Past performance is not a guide to the future.