

iShares MSCI EMLAUETFInc £
Fund Information
Sector

Equity - Latin America

Manager's Name

BlackRock Asset Management Ireland Ltd

Date Manager Appointed

Dec 2009

Launch Date

Oct 2007

Fund Size(£m)

£178.84

Yield* (See page2)

0.00 %

XD Dates

May 14, Nov 14

Last Distribution

14/05/20 (XD Date)

27/05/20 (Pay Date)

0.15(Distribution)

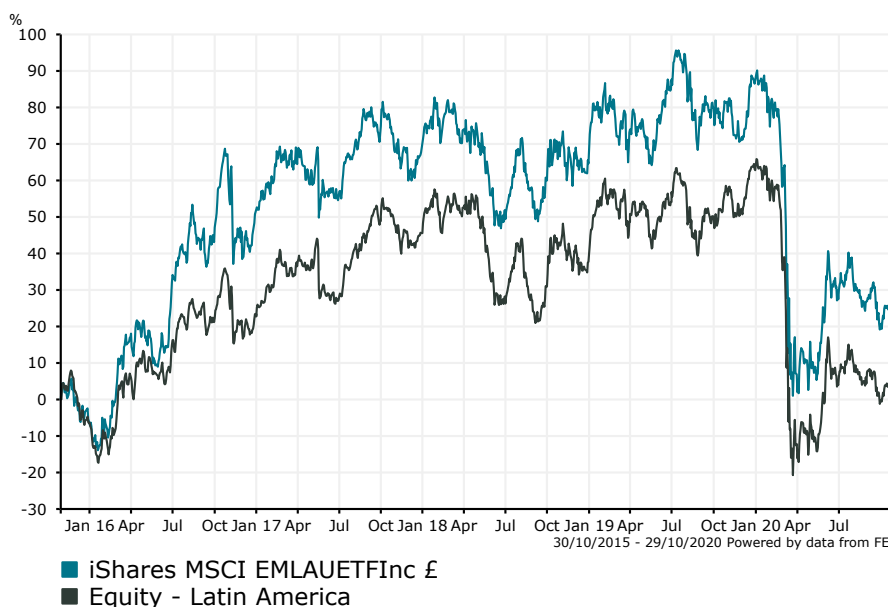
OCF

0.74 %

Fund Aim

The Fund seeks to track the performance of an index composed of selected emerging markets companies from Latin America.

Sector: Equity - Latin America

Performance


Morningstar Analyst Rating
N/A

FE Crown Rating

Discrete Performance - 12 months to 31/12/19

	2019	2018	2017	2016	2015
Fund	13.29	-1.83	11.21	59.23	-28.51
Stock Sector Average	18.16	-5.35	17.95	31.92	-33.30

Cumulative Performance to 30/09/20

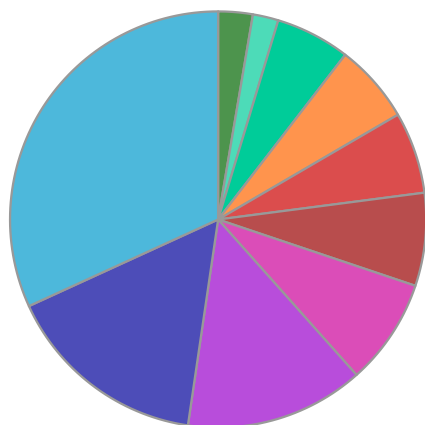
	1 Yr	2 Yrs	3 Yrs	4 Yrs	5 Yrs
Fund	-33.23	-25.32	-30.52	-16.09	24.92
Stock Sector Average	-33.71	-23.98	-33.14	-17.83	6.28

Performance Analysis - Annualised 3 years

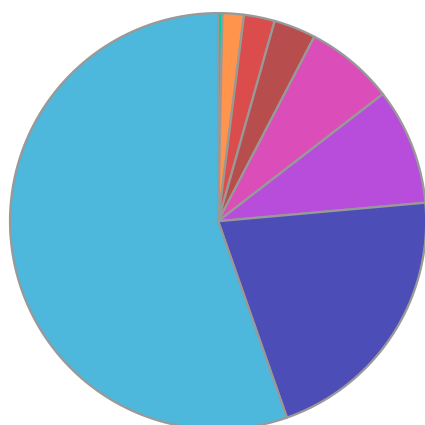
	Growth Rate %	Volatility	Alpha	Beta	Sharpe
Fund	-11.43	27.15	-0.91	0.86	-0.04
Stock Sector Average	-12.56	30.37	0.00	1.00	-0.05

iShares MSCI EMLAUETFInc £

Fund Composition



	(%)
Financials	31.83
Materials	15.85
Consumer Staples	13.90
Energy	8.26
Consumer Discretionary	7.22
Communications	6.34
Industrials	6.14
Utilities	5.79
Health Care	1.99
Others	2.68



	(%)
Brazil	55.36
Mexico	21.06
Germany	9.04
Chile	6.89
Peru	3.27
Colombia	2.39
Argentina	1.66
Money Market	0.33

Largest Holdings

Holdings	(%)
BLACKROCK ASSET MNGT DEUTSCHELAND ISHARES MSCI BRAZIL UCITS ETF	9.04
VALE SA	7.09
AMERICA MOVIL SAB DE CV	4.17
B3 SA - BRASIL, BOLSA, BALCAO	3.89
ITAU UNIBANCO HLDG SA	3.66

Holdings	(%)
PETROLEO BRASILEIRO SA PETROBRAS	3.35
BANCO BRADESCO SA	2.95
PETROLEO BRASILEIRO SA PETROBRAS	2.67
WAL-MART DE MEXICO SAB DE CV	2.57
FOMENTO ECONOMICO MEXCANO SAB DE CV	2.31

* Data supplied by fund managers regarding fixed interests funds may not specify yield type. As the provision of redemption yield is an FCA regulatory requirement Novia assumes these are used.

Important Information

Performance details and yields are as at 30/09/2020. Performance figures are inclusive of net reinvested income. Source: FE. This document is designed only for professional investors and experienced advisers. The value of investments and the income gained may fluctuate. Investors may not get back the full amount invested. Past performance is not a guide to the future.