

iShares AsiaPc Div UETF £

Fund Information

Sector

Equity - Far East inc Japan

Manager's Name

BlackRock Asset Management Ireland Ltd

Date Manager Appointed

Dec 2009

Launch Date

Jun 2006

Fund Size(£m)

£345.70

Yield* (See page2)

0.00 %

XD Dates

Sep 17, Jun 11, Mar 12, Dec 12

Last Distribution

17/09/20 (XD Date)

30/09/20 (Pay Date)

0.12(Distribution)

OCF

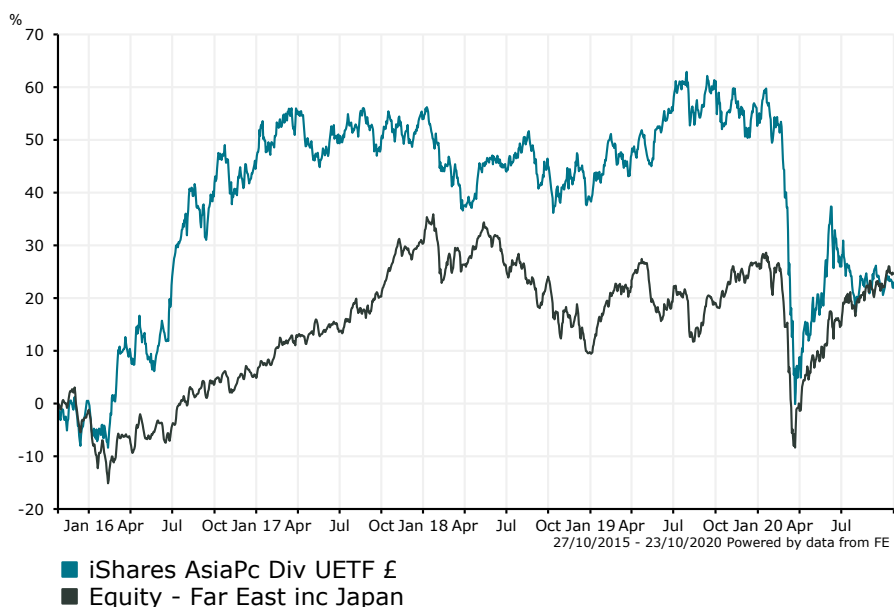
0.59 %

Fund Aim

The Fund seeks to track the performance of an index composed of 50 stocks with leading dividend yields selected from eligible Asia Pacific countries.

Sector: Equity - Far East inc Japan

Performance


Morningstar Analyst Rating

N/A

FE Crown Rating

Discrete Performance - 12 months to 31/12/19

	2019	2018	2017	2016	2015
Fund	10.00	-9.85	6.52	43.73	-11.80
Stock Sector Average	14.74	-15.76	23.95	6.70	-5.52

Cumulative Performance to 30/09/20

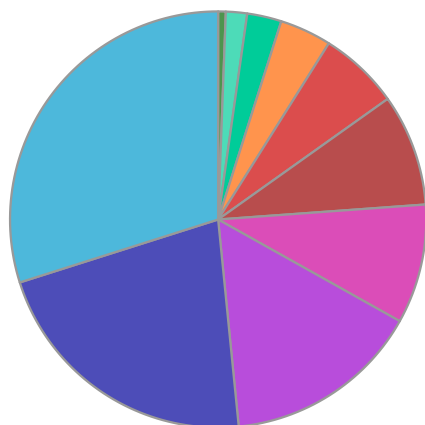
	1 Yr	2 Yrs	3 Yrs	4 Yrs	5 Yrs
Fund	-24.50	-17.68	-18.68	-13.43	31.44
Stock Sector Average	2.52	-1.32	1.43	17.83	34.20

Performance Analysis - Annualised 3 years

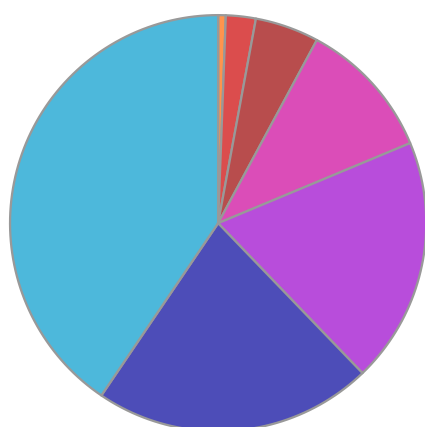
	Growth Rate %	Volatility	Alpha	Beta	Sharpe
Fund	-6.66	18.86	-6.29	0.91	-0.02
Stock Sector Average	0.47	15.28	0.00	1.00	0.00

iShares AsiaPc Div UETF £

Fund Composition



	(%)
Financials	29.89
Real Estate	21.69
Industrials	15.30
Materials	9.27
Communications	8.69
Utilities	6.23
Energy	4.02
Information Technology	2.67
Consumer Discretionary	1.65
Money Market	0.59



	(%)
Hong Kong Equities	40.52
Australian Equities	21.68
Japanese Equities	19.09
Singapore Equities	10.84
Chinese Equities	4.96
New Zealand Equities	2.32
Money Market	0.59

Largest Holdings

Holdings	(%)
HAITONG INTL SECURITIES GROUP LTD	3.31
FORTESCUE METALS GROUP	3.04
BENDIGO & ADELAIDE BANK LTD	3.00
MCMILLAN SHAKESPEARE	2.85
PCCW	2.83

Holdings	(%)
VTECH HLDGS	2.67
GEMDALE PROPERTIES & INVEST CORP	2.55
NEW WORLD DEVELOPMENT CO	2.42
BOC AVIATION LTD	2.41
KERRY PROPERTIES LTD	2.40

* Data supplied by fund managers regarding fixed interests funds may not specify yield type. As the provision of redemption yield is an FCA regulatory requirement Novia assumes these are used.

Important Information

Performance details and yields are as at 30/09/2020. Performance figures are inclusive of net reinvested income. Source: FE. This document is designed only for professional investors and experienced advisers. The value of investments and the income gained may fluctuate. Investors may not get back the full amount invested. Past performance is not a guide to the future.