

Lyxor FTSE 100 UCITS ETF C GBP

Fund Information

Sector
Equity - UK

Manager's Name
Raphael Dieterlen

Date Manager Appointed
Sep 2008

Launch Date
Apr 2007

Fund Size (£m)
£266.74

Yield* (See page 2)
0.00 %

XD Dates
May 27

Last Distribution
27/05/09 (XD Date)
27/05/09 (Pay Date)
0.20 (Distribution)

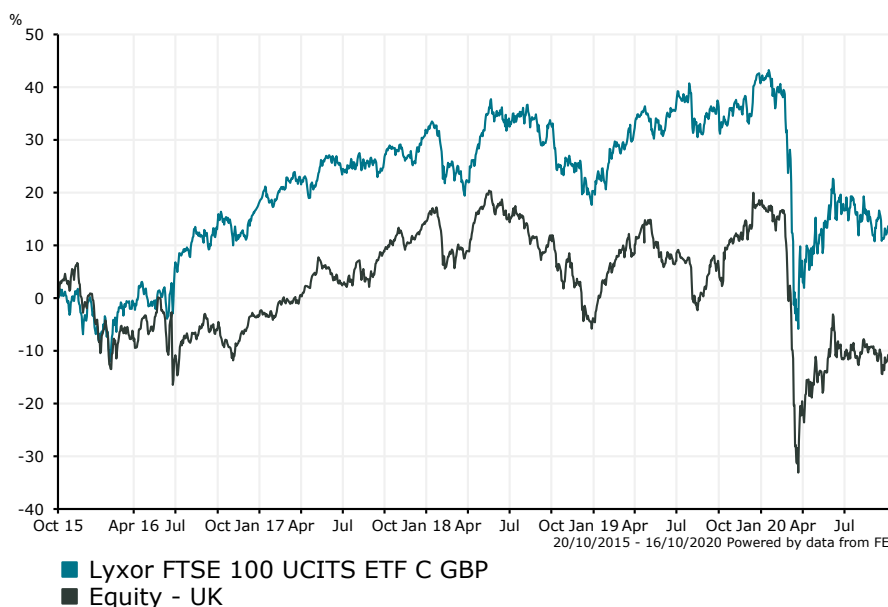
TER
0.14 %

Fund Aim

The Lyxor FTSE 100 UCITS ETF - Acc is a UCITS compliant exchange traded fund that aims to track the benchmark index FTSE 100 Total Return Index GBP. The FTSE 100 Total Return Index GBP is a market-capitalisation weighted index representing the performance of the 100 largest UK-domiciled blue chip companies, which pass screening for size and liquidity. Lyxor ETFs are efficient investment vehicles listed on exchange that offer transparent, liquid and low-cost exposure to the underlying benchmark index.

Sector: Equity - UK

Performance



Morningstar Analyst Rating

Bronze

FE Crown Rating

Discrete Performance - 12 months to 31/12/19

	2019	2018	2017	2016	2015
Fund	17.06	-8.88	11.87	19.08	-1.38
Stock Sector Average	22.63	-16.03	18.48	-4.10	-2.22

Cumulative Performance to 30/09/20

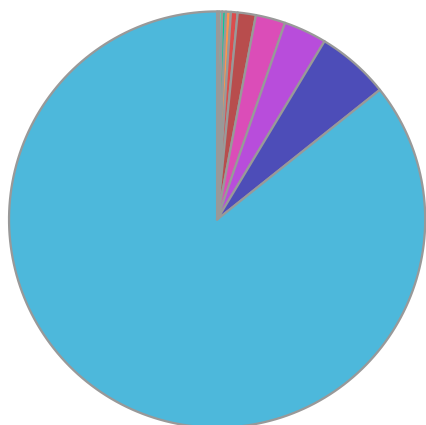
	1 Yr	2 Yrs	3 Yrs	4 Yrs	5 Yrs
Fund	-18.30	-15.85	-10.83	-0.91	17.36
Stock Sector Average	-17.97	-20.90	-19.33	-6.45	-9.61

Performance Analysis - Annualised 3 years

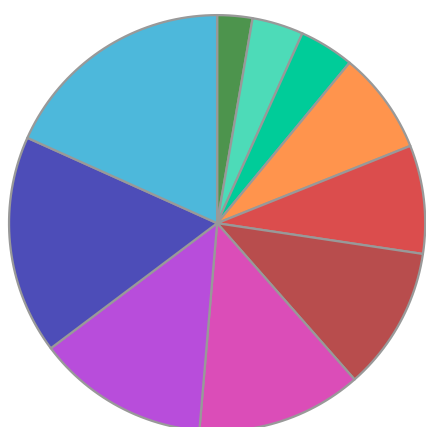
	Growth Rate %	Volatility	Alpha	Beta	Sharpe
Fund	-3.75	14.17	0.51	0.64	-0.01
Stock Sector Average	-6.91	19.50	0.00	1.00	-0.02

Lyxor FTSE 100 UCITS ETF C GBP

Fund Composition



	(%)
UK	85.71
Netherlands	5.66
Ireland	3.34
Australia	2.30
Switzerland	1.41
Russia	0.52
Isle of Man	0.38
Jordan	0.29
Chile	0.24
Mexico	0.15



	(%)
Consumer Staples	18.27
Financials	16.99
Health Care	13.38
Materials	12.84
Industrials	11.16
Consumer Discretionary	8.42
Energy	7.96
Communications	4.26
Utilities	3.99
Others	2.73

Largest Holdings

Holdings	(%)
ASTRAZENECA PLC	7.42
GLAXOSMITHKLINE	4.79
BRITISH AMERICAN TOBACCO	4.16
HSBC HLDGS	4.11
DIAGEO	4.06

Holdings	(%)
UNILEVER	3.48
RIO TINTO	3.38
RECKITT BENCKISER GROUP PLC	3.19
BP	2.99
ROYAL DUTCH SHELL PLC	2.65

* Data supplied by fund managers regarding fixed interests funds may not specify yield type. As the provision of redemption yield is an FCA regulatory requirement Novia assumes these are used.

Important Information

Performance details and yields are as at 30/09/2020. Performance figures are inclusive of net reinvested income. Source: FE. This document is designed only for professional investors and experienced advisers. The value of investments and the income gained may fluctuate. Investors may not get back the full amount invested. Past performance is not a guide to the future.