

WisdomTree Physical Silver GBP

Fund Information

Sector

Commodity & Energy

Manager's Name

N/A

Date Manager Appointed

N/A

Launch Date

Apr 2007

Fund Size(£m)

£2300.37

Yield* (See page2)

0.00 %

XD Dates

N/A

Last Distribution

N/A (XD Date)

N/A (Pay Date)

N/A(Distribution)

TER

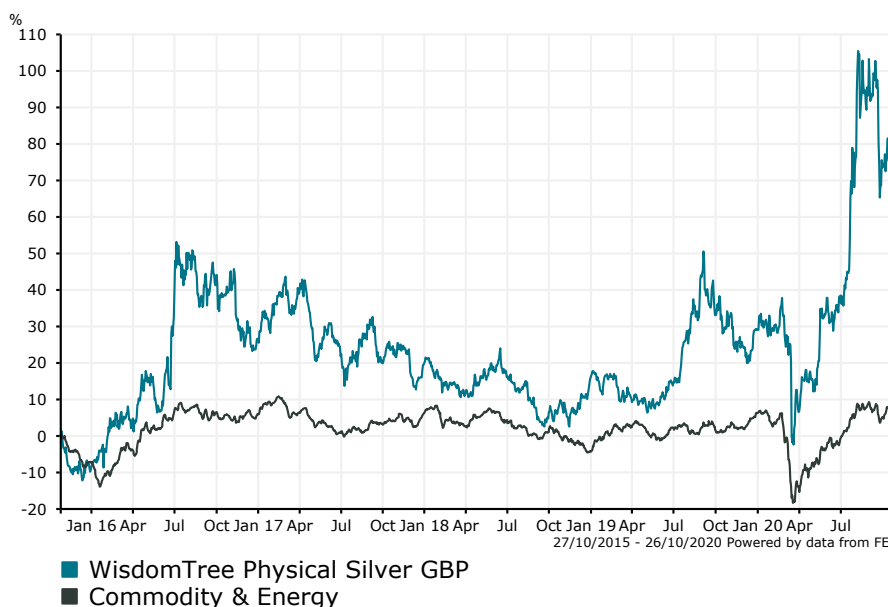
-

Fund Aim

WisdomTree Physical Silver is designed to offer security holders a simple and cost-efficient way to access the silver market by providing a return equivalent to the movements in the silver spot price less the applicable management fee. WisdomTree Physical Silver is backed by physical allocated silver held by HSBC Bank plc (the custodian). Only metal that conforms with the London Bullion Market Association's (LBMA) rules for Good Delivery can be accepted by the custodian. Each physical bar is segregated, individually identified and allocated.

Sector: Commodity & Energy

Performance


Morningstar Analyst Rating

N/A

FE Crown Rating

Discrete Performance - 12 months to 31/12/19

	2019	2018	2017	2016	2015
Fund	11.63	-3.08	-5.61	39.48	-8.90
Stock Sector Average	11.01	-9.94	0.26	14.36	-16.61

Cumulative Performance to 30/09/20

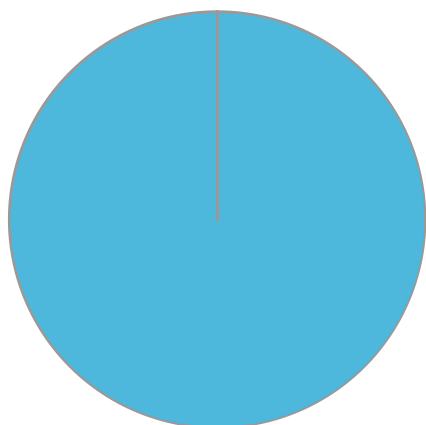
	1 Yr	2 Yrs	3 Yrs	4 Yrs	5 Yrs
Fund	30.42	65.65	43.90	20.80	85.14
Stock Sector Average	3.35	4.06	1.86	-1.17	10.15

Performance Analysis - Annualised 3 years

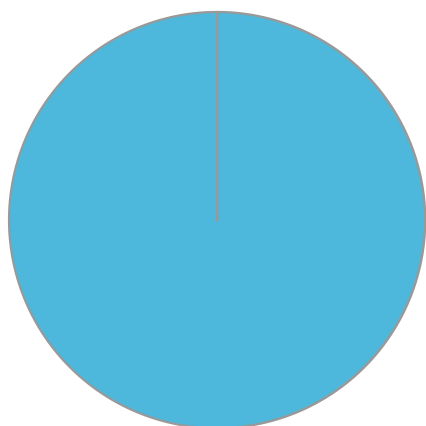
	Growth Rate %	Volatility	Alpha	Beta	Sharpe
Fund	12.90	27.17	14.53	1.43	0.35
Stock Sector Average	0.62	12.37	0.00	1.00	0.00

WisdomTree **Physical Silver GBP**

Fund Composition



	(%)
Commodity & Energy	100.00



	(%)
Precious Metals & Stones	100.00

* Data supplied by fund managers regarding fixed interests funds may not specify yield type. As the provision of redemption yield is an FCA regulatory requirement Novia assumes these are used.

Important Information

Performance details and yields are as at 30/09/2020. Performance figures are inclusive of net reinvested income. Source: FE. This document is designed only for professional investors and experienced advisers. The value of investments and the income gained may fluctuate. Investors may not get back the full amount invested. Past performance is not a guide to the future.