

ASI Global Equity I Acc

Fund Information

Sector

IA Global

Manager's Name

Global Equity Team

Date Manager Appointed

Sep 1983

Launch Date

Nov 2007

Fund Size (£m)

£217.37

Yield* (See page2)

0.50 %

XD Dates

Feb 03, Aug 01

Last Distribution

03/02/20 (XD Date)

30/04/20 (Pay Date)

0.72(Distribution)

OCF

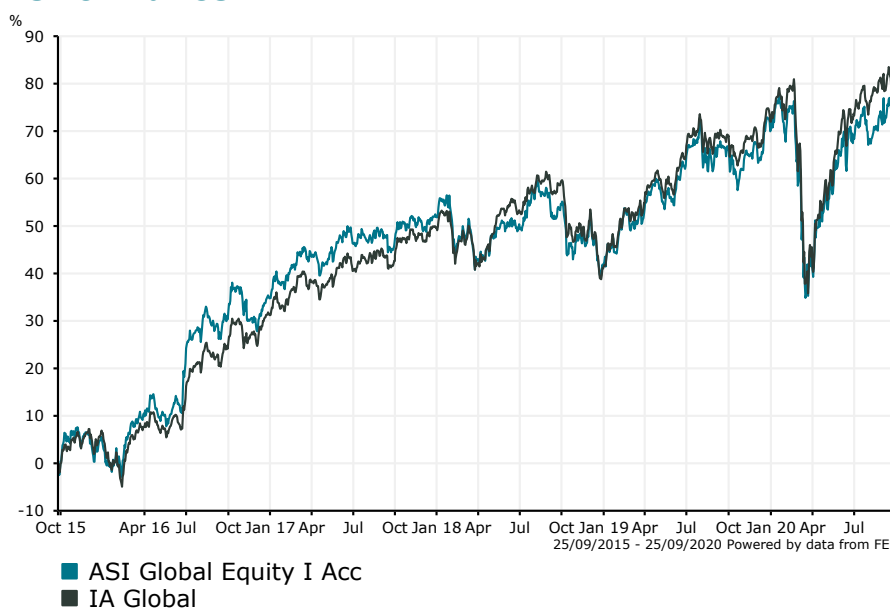
1.12 %

Fund Aim

To generate growth over the long term (5 years or more) by investing in equities (company shares) worldwide. Please note: Our factsheets will be fully updated to reflect the 7 August 2019 changes to the Investment Objective and Policy, including benchmark use, shortly. In the interim, please see the KIID which can be found at <https://www.aberdeenstandard.com/en/uk/investor/fund-centre#literature> for full up to date information.

Sector: IA Global

Performance


Morningstar Analyst Rating

Neutral

FE Crown Rating

Discrete Performance - 12 months to 31/12/19

	2019	2018	2017	2016	2015
Fund	20.16	-6.90	12.73	28.75	-7.80
Stock Sector Average	21.92	-5.72	14.02	23.33	2.77

Cumulative Performance to 31/08/20

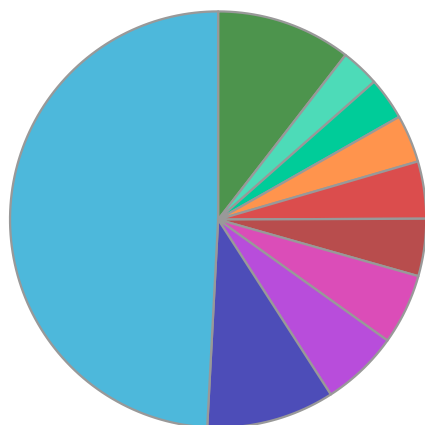
	1 Yr	2 Yrs	3 Yrs	4 Yrs	5 Yrs
Fund	4.62	10.74	15.95	33.48	67.20
Stock Sector Average	6.72	12.51	24.33	46.23	75.94

Performance Analysis - Annualised 3 years

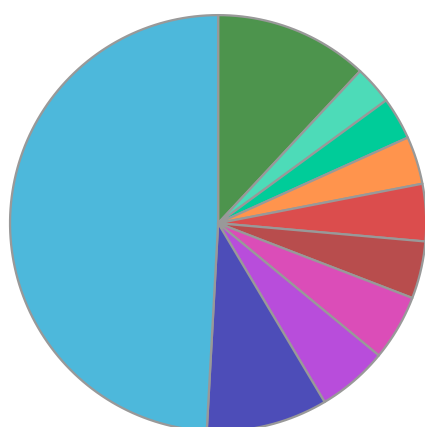
	Growth Rate %	Volatility	Alpha	Beta	Sharpe
Fund	5.06	13.00	-1.73	0.91	0.12
Stock Sector Average	7.53	13.81	0.00	1.00	0.29

ASI Global Equity I Acc

Fund Composition



	(%)
USA	49.17
UK	9.94
Japan	6.02
Switzerland	5.49
China	4.45
Netherlands	4.44
Hong Kong	3.71
Taiwan	3.30
France	3.00
Others	10.49



	(%)
US Equities	49.13
UK Equities	9.42
Swiss Equities	5.49
Japanese Equities	5.11
Chinese Equities	4.45
Dutch Equities	4.44
Hong Kong Equities	3.71
Taiwanese Equities	3.30
French Equities	3.00
Others	11.95

Largest Holdings

Holdings	(%)
MICROSOFT CORP	4.50
TENCENT HLDGS LTD	4.50
VISA INC	4.40
ALPHABET INC	3.80
AIA GROUP LTD	3.70

Holdings	(%)
TAIWAN SEMICONDUCTOR CO	3.30
AMAZON.COM INC	3.20
AUTODESK INC	3.10
CME GROUP INC	3.10
ROCHE HLDG AG	2.90

* Data supplied by fund managers regarding fixed interests funds may not specify yield type. As the provision of redemption yield is an FCA regulatory requirement Novia assumes these are used.

Important Information

Performance details and yields are as at 31/08/2020. Performance figures are inclusive of net reinvested income. Source: FE. This document is designed only for professional investors and experienced advisers. The value of investments and the income gained may fluctuate. Investors may not get back the full amount invested. Past performance is not a guide to the future.