

## 7IM AAP Moderately Advtur C Acc

### Fund Information

**Sector**

IA Mixed Investment 40-85% Shares

**Manager's Name**

7IM - Investment Team

**Date Manager Appointed**

Mar 2008

**Launch Date**

Mar 2008

**Fund Size(£m)**

£496.46

**Yield\*** (See page2)

1.00 %

**XD Dates**

Jun 01, Dec 02

**Last Distribution**

01/06/20 (XD Date)

31/07/20 (Pay Date)

0.55(Distribution)

**OCF**

0.66 %

### Fund Aim

The fund aims to provide a return primarily by way of capital growth with some income.


**Sector:** IA Mixed Investment 40-85% Shares

### Performance



■ 7IM AAP Moderately Advtur C Acc  
 ■ IA Mixed Investment 40-85% Shares

**Morningstar Analyst Rating**  
 N/A

**FE Crown Rating**  


#### Discrete Performance - 12 months to 31/12/19

	2019	2018	2017	2016	2015
Fund	12.07	-6.73	9.80	12.45	1.49
Stock Sector Average	15.78	-6.11	9.98	12.87	2.66

#### Cumulative Performance to 31/08/20

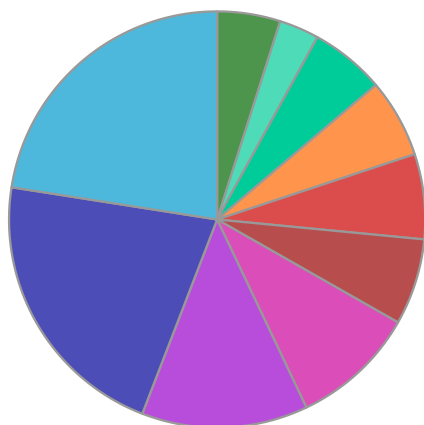
	1 Yr	2 Yrs	3 Yrs	4 Yrs	5 Yrs
Fund	-0.24	1.53	5.63	16.78	29.69
Stock Sector Average	1.10	3.98	8.99	20.56	35.71

#### Performance Analysis - Annualised 3 years

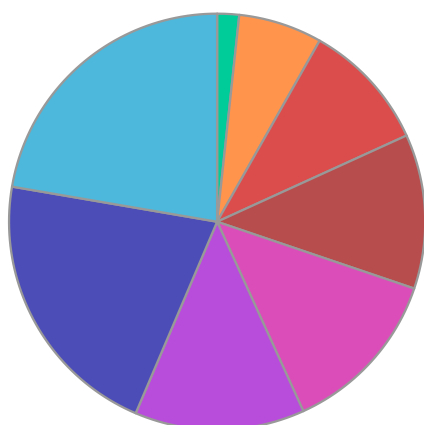
	Growth Rate %	Volatility	Alpha	Beta	Sharpe
Fund	1.84	10.19	-0.86	0.92	0.00
Stock Sector Average	2.91	10.82	0.00	1.00	0.00

**71M AAP Moderately Advtur C Acc**

**Fund Composition**



	(%)
US Equities	22.50
UK Equities	21.60
European Equities	12.90
Japanese Equities	9.70
Global Emerging Market Equities	6.70
Global Emerging Market Fixed Interest	6.60
Property Shares	6.10
Alternative Investment Strategies	5.80
Convertibles	3.10
Others	4.90



	(%)
USA	22.30
UK	21.30
Europe	13.20
Global Emerging Markets	13.00
Not Specified	12.00
Japan	10.00
International	6.50
Money Market	1.70

**Largest Holdings**

Holdings	(%)
AMUNDI INDEX SOLUTIONS S&P 500 GBP	12.51
ISHARES GLOBAL PROPERTY SECURITIES EQUITY INDEX (UK) L ACC	6.09
UBS (LUX) BOND SICAV	3.49
INVESCO MARKETS II PLC AT1 CAPITAL BOND UCITS ETF HEDGED DIST GBP	3.04
AQR UCITS FUNDS SICAV MANAGED FUTURES UCITS IAU3F	2.89

Holdings	(%)
BERKSHIRE HATHAWAY INC	2.54
ISHARES OVERSEAS CORPORATE BOND INDEX (UK) L ACC	2.49
EUROPEAN INVESTMENT BANK 0.875% MTN 15/03/21 GBP1000	2.41
INTERNATIONAL BANK FOR REC & DEV 0.375% BDS 15/06/21 GBP1000	1.95
BLACKROCK SF GLOBAL EVENT DRIVEN I5 HEDGED GBP	1.57

\* Data supplied by fund managers regarding fixed interests funds may not specify yield type. As the provision of redemption yield is an FCA regulatory requirement Novia assumes these are used.

**Important Information**

Performance details and yields are as at 31/08/2020. Performance figures are inclusive of net reinvested income. Source: FE. This document is designed only for professional investors and experienced advisers. The value of investments and the income gained may fluctuate. Investors may not get back the full amount invested. Past performance is not a guide to the future.