

## 7IM AAP Adventurous C Inc

### Fund Information

**Sector**

IA Flexible Investment

**Manager's Name**

7IM - Investment Team

**Date Manager Appointed**

Mar 2008

**Launch Date**

Mar 2008

**Fund Size(£m)**

£189.71

**Yield\*** (See page2)

1.00 %

**XD Dates**

Jun 01, Dec 02

**Last Distribution**

01/06/20 (XD Date)

31/07/20 (Pay Date)

0.37(Distribution)

**OCF**

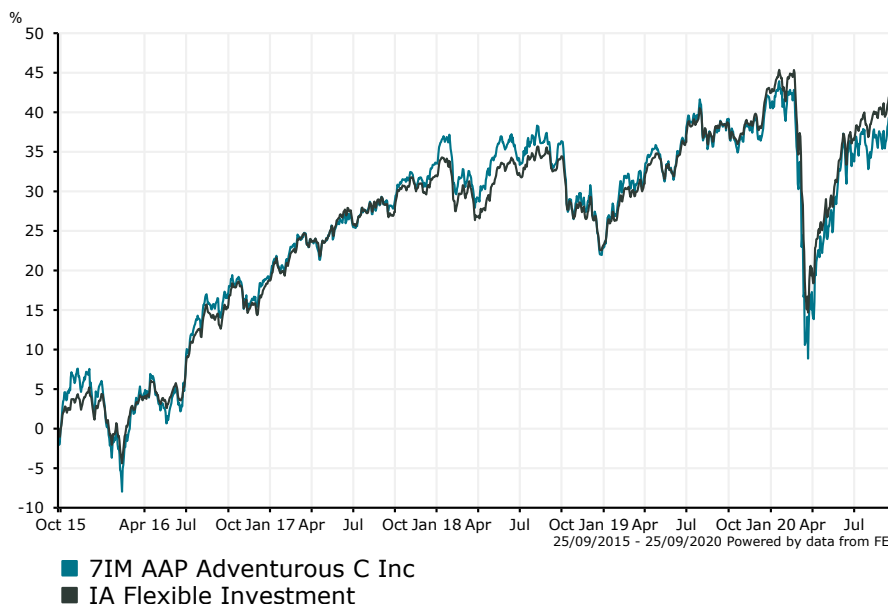
0.67 %

### Fund Aim

The fund aims to provide capital growth.

**Sector:** IA Flexible Investment

### Performance



**Morningstar Analyst Rating**  
N/A

**FE Crown Rating**  
★★★★★

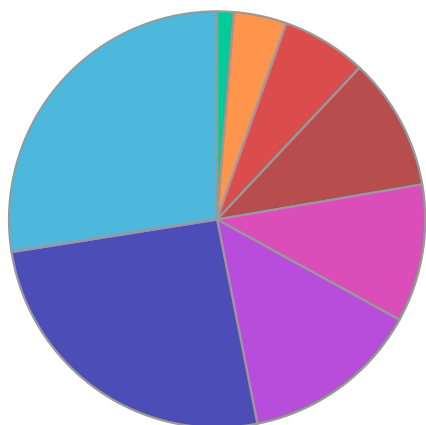
Discrete Performance - 12 months to 31/12/19					
	2019	2018	2017	2016	2015
Fund	14.43	-8.06	12.35	12.63	2.74
Stock Sector Average	15.66	-6.72	11.21	13.82	1.99

Cumulative Performance to 31/08/20					
	1 Yr	2 Yrs	3 Yrs	4 Yrs	5 Yrs
Fund	-0.54	0.48	5.91	18.02	32.99
Stock Sector Average	2.02	4.12	8.93	22.77	38.35

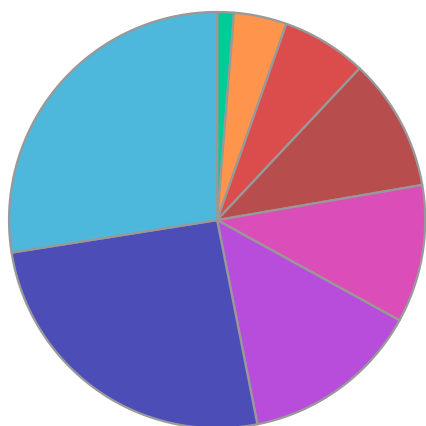
Performance Analysis - Annualised 3 years					
	Growth Rate %	Volatility	Alpha	Beta	Sharpe
Fund	1.93	12.08	-1.09	1.08	0.00
Stock Sector Average	2.89	11.03	0.00	1.00	0.00

**7IM AAP Adventurous C Inc**

**Fund Composition**



	(%)
US Equities	27.50
UK Equities	25.60
European Equities	13.90
Japanese Equities	10.70
Global Emerging Market Equities	10.30
Property Shares	6.60
Global Emerging Market Fixed Interest	4.10
Money Market	1.30



	(%)
USA	27.50
UK	25.60
Europe	13.90
Japan	10.70
Global Emerging Markets	10.30
International	6.60
Not Specified	4.10
Money Market	1.30

**Largest Holdings**

Holdings	(%)
AMUNDI INDEX SOLUTIONS S&P 500 GBP	15.07
ISHARES GLOBAL PROPERTY SECURITIES EQUITY INDEX (UK) L ACC	6.57
UBS (LUX) BOND SICAV	4.00
BERKSHIRE HATHAWAY INC	3.05
NATIONAL WESTMINSTER BANK PLC FLTG RT CVD BDS 22/03/24 GBP100000 11	2.07

Holdings	(%)
LLOYDS BANK PLC FLTG RT CVD BDS 16/05/25 2019-3	2.07
EUROPEAN INVESTMENT BANK 1.125% MTN 07/09/21 GBP1000	1.82
LEEDS BUILDING SOCIETY FLTG RT CVD BDS 15/01/26 GBP100000 12	1.55
BARCLAYS BANK UK PLC FR CVD BDS 09/01/23 GBP100000 REG 18-1	1.55
WESTPAC BANKING CORP FR CVD BDS 18/01/23 GBP100000REG S 18 C3	1.38

\* Data supplied by fund managers regarding fixed interests funds may not specify yield type. As the provision of redemption yield is an FCA regulatory requirement Novia assumes these are used.

**Important Information**

Performance details and yields are as at 31/08/2020. Performance figures are inclusive of net reinvested income. Source: FE. This document is designed only for professional investors and experienced advisers. The value of investments and the income gained may fluctuate. Investors may not get back the full amount invested. Past performance is not a guide to the future.