

Baillie Gifford Pacific B Inc
Fund Information
Sector

IA Asia Pacific Excluding Japan

Manager's Name

 Roderick Snell
 Ewan Markson-Brown

Date Manager Appointed

Jun 2010

Launch Date

Mar 1989

Fund Size(£m)

£1644.29

Yield* (See page2)

0.40 %

XD Dates

May 01

Last Distribution

01/05/20 (XD Date)

30/06/20 (Pay Date)

4.22(Distribution)

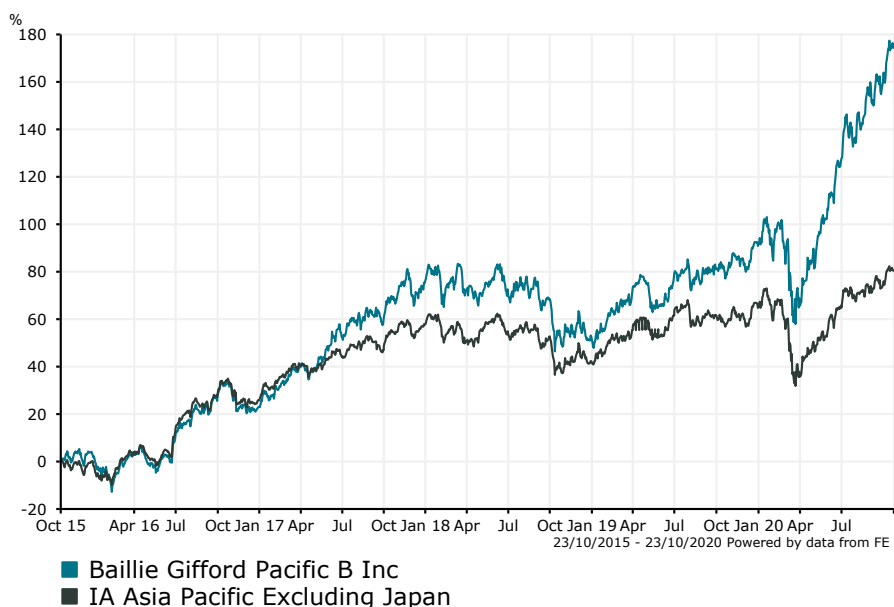
OCF

0.73 %

Fund Aim

The Fund aims to outperform (after deduction of costs) the MSCI AC Asia ex Japan Index, as stated in Sterling, by at least 2% per annum over rolling five-year periods.

Sector: IA Asia Pacific Excluding Japan

Performance


Morningstar Analyst Rating
N/A

FE Crown Rating


Discrete Performance - 12 months to 31/12/19

	2019	2018	2017	2016	2015
Fund	25.05	-12.88	42.35	18.75	-3.56
Stock Sector Average	15.78	-9.81	25.34	25.66	-3.35

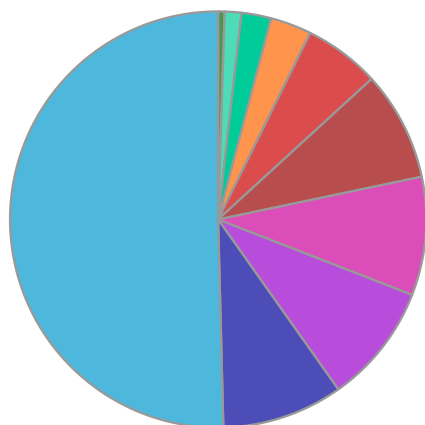
Cumulative Performance to 30/09/20

	1 Yr	2 Yrs	3 Yrs	4 Yrs	5 Yrs
Fund	43.78	54.82	64.69	107.39	176.36
Stock Sector Average	8.10	14.19	18.58	37.14	87.72

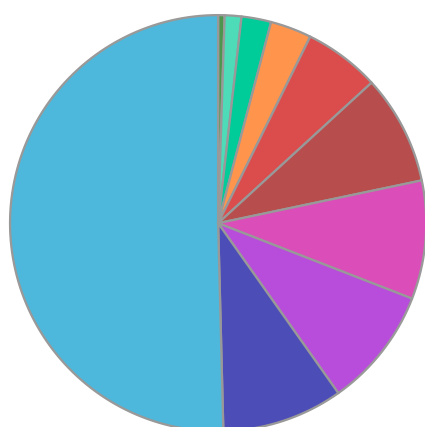
Performance Analysis - Annualised 3 years

	Growth Rate %	Volatility	Alpha	Beta	Sharpe
Fund	18.09	16.85	11.36	1.09	0.87
Stock Sector Average	5.85	14.37	0.00	1.00	0.16

Fund Composition



	(%)
Chinese Equities	50.40
Taiwanese Equities	9.40
South Korean Equities	9.30
Indian Equities	9.20
Singapore Equities	8.50
Asia Pacific Emerging Equities	5.90
Indonesian Equities	3.20
Hong Kong Equities	2.30
Money Market	1.30
International Equities	0.50



	(%)
China	50.40
Taiwan	9.40
Korea	9.30
India	9.20
Singapore	8.50
Vietnam	5.90
Indonesia	3.20
Hong Kong	2.30
Money Market	1.30
Others	0.50

Largest Holdings

Holdings	(%)
SEA LTD	7.80
ALIBABA GROUP HLDG LTD	7.20
JD.COM	4.90
TAIWAN SEMICONDUCTOR MANUFACTURING	4.00
MEITUAN DIANPING	3.80

Holdings	(%)
RELIANCE INDUSTRIES	3.40
TENCENT HLDGS LIMITED	3.40
PING AN INSURANCE(GR)CO OF CHINA	2.80
SAMSUNG SDI	2.60
LI NING CO LTD	2.60

* Data supplied by fund managers regarding fixed interests funds may not specify yield type. As the provision of redemption yield is an FCA regulatory requirement Novia assumes these are used.

Important Information

Performance details and yields are as at 30/09/2020. Performance figures are inclusive of net reinvested income. Source: FE. This document is designed only for professional investors and experienced advisers. The value of investments and the income gained may fluctuate. Investors may not get back the full amount invested. Past performance is not a guide to the future.