

Baillie Gifford Managed B Inc
Fund Information
Sector

IA Mixed Investment 40-85% Shares

Manager's Name

 Iain McCombie
 Steven Hay

Date Manager Appointed

Nov 2012

Launch Date

Apr 1987

Fund Size (£m)

£6520.88

Yield* (See page2)

0.90 %

XD Dates

Aug 03, Feb 03

Last Distribution

03/08/20 (XD Date)

30/09/20 (Pay Date)

3.00(Distribution)

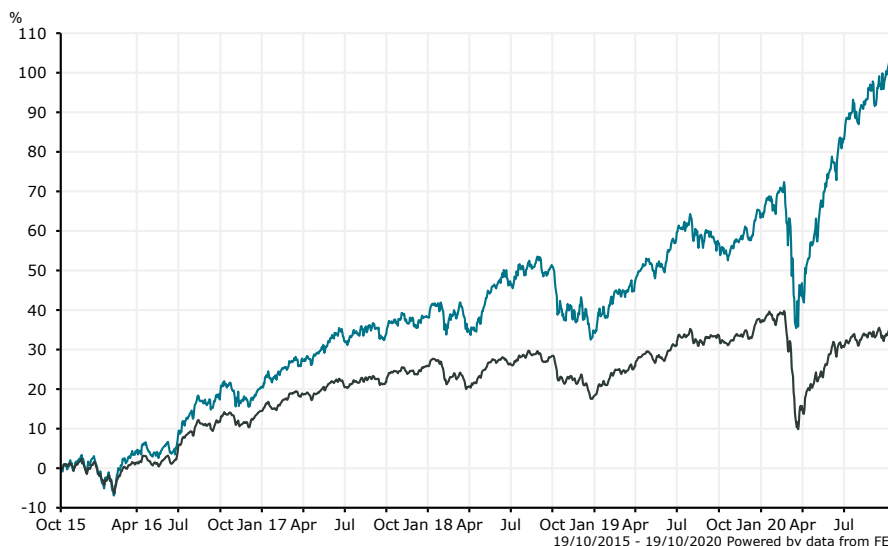
OCF

0.42 %

Fund Aim

The Fund aims to achieve capital growth over rolling five-year periods.

Sector: IA Mixed Investment 40-85% Shares

Performance


■ Baillie Gifford Managed B Inc
■ IA Mixed Investment 40-85% Shares

Discrete Performance - 12 months to 31/12/19

	2019	2018	2017	2016	2015
Fund	21.24	-2.58	14.93	17.65	6.61
Stock Sector Average	15.78	-6.11	9.98	12.87	2.66

Cumulative Performance to 30/09/20

	1 Yr	2 Yrs	3 Yrs	4 Yrs	5 Yrs
Fund	26.98	31.54	48.96	69.67	107.35
Stock Sector Average	-0.19	4.00	9.56	19.52	37.92

Performance Analysis - Annualised 3 years

	Growth Rate %	Volatility	Alpha	Beta	Sharpe
Fund	14.21	13.11	10.71	1.09	0.82
Stock Sector Average	3.09	10.81	0.00	1.00	0.00

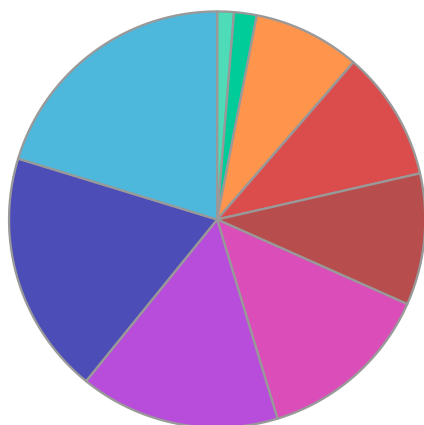
Morningstar Analyst Rating

N/A

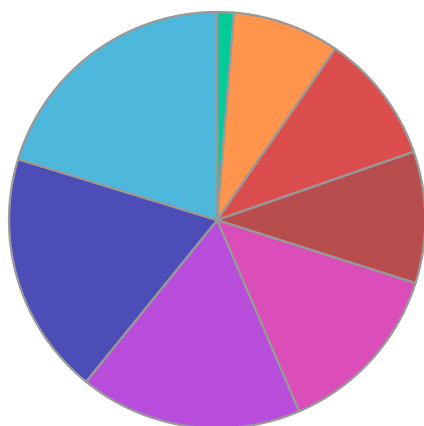
FE Crown Rating


Baillie Gifford **Managed B Inc**

Fund Composition



	(%)
North American Equities	20.27
Europe ex UK Equities	18.88
UK Equities	15.53
Global Fixed Interest	13.65
Asia Pacific Developed Equities	10.22
Money Market	10.07
Global Emerging Market Equities	8.31
UK Fixed Interest	1.76
Global Index Linked	1.30



	(%)
North America	20.27
Europe ex UK	18.88
UK	17.29
International	13.65
Asia Pacific	10.22
Money Market	10.07
Global Emerging Markets	8.31
Not Specified	1.30

Largest Holdings

Holdings	(%)
US TREASURY	2.37
AMAZON.COM INC	2.09
SHOPIFY INC NPV SUBORDINATED A	2.03
TESLA INC	1.98
IRS PLN REC FLT 15/05/23	1.49

Holdings	(%)
NETFLIX INC	1.15
WAYFAIR INC	1.13
ASML HOLDING NV	1.10
IMCD NV	1.07
NIBE INDUSTRIER AB	1.05

* Data supplied by fund managers regarding fixed interests funds may not specify yield type. As the provision of redemption yield is an FCA regulatory requirement Novia assumes these are used.

Important Information

Performance details and yields are as at 30/09/2020. Performance figures are inclusive of net reinvested income. Source: FE. This document is designed only for professional investors and experienced advisers. The value of investments and the income gained may fluctuate. Investors may not get back the full amount invested. Past performance is not a guide to the future.