

Baillie Gifford Emg Mkts Gth B Acc

Fund Information

Sector

IA Global Emerging Markets

Manager's Name

Mike Gush
Ewan Markson-Brown
Andrew Stobart

Date Manager Appointed

Jan 2015

Launch Date

Dec 1999

Fund Size (£m)

£1425.17

Yield* (See page2)

1.73 %

XD Dates

May 01

Last Distribution

01/05/20 (XD Date)
30/06/20 (Pay Date)
17.79(Distribution)

OCF

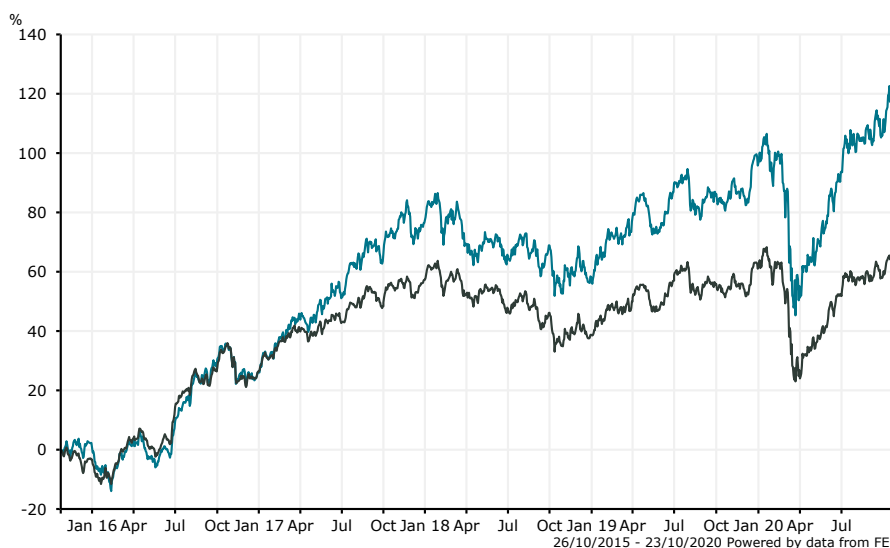
0.77 %

Fund Aim

The Fund aims to outperform (after deduction of costs) the MSCI Emerging Markets Index, as stated in Sterling, by at least 2% per annum over rolling five-year periods.

Sector: IA Global Emerging Markets

Performance



■ Baillie Gifford Emg Mkts Gth B Acc
■ IA Global Emerging Markets

Discrete Performance - 12 months to 31/12/19

	2019	2018	2017	2016	2015
Fund	23.72	-10.29	39.76	23.42	-3.39
Stock Sector Average	16.04	-11.78	24.43	30.84	-10.19

Cumulative Performance to 30/09/20

	1 Yr	2 Yrs	3 Yrs	4 Yrs	5 Yrs
Fund	12.20	23.36	27.46	62.97	126.46
Stock Sector Average	1.97	8.64	7.00	25.63	71.46

Performance Analysis - Annualised 3 years

	Growth Rate %	Volatility	Alpha	Beta	Sharpe
Fund	8.42	17.29	5.99	1.10	0.28
Stock Sector Average	2.28	15.28	0.00	1.00	0.00

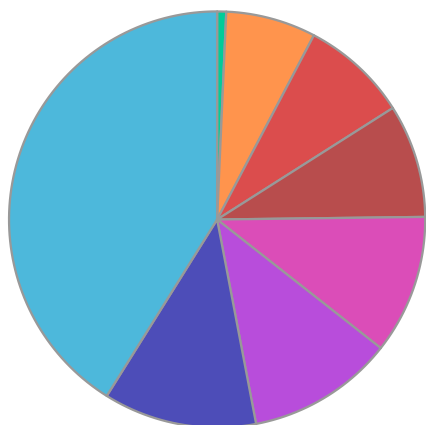
Morningstar Analyst Rating

N/A

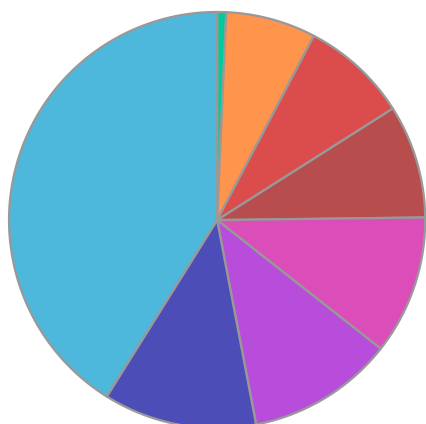
FE Crown Rating



Fund Composition



	(%)
Chinese Equities	41.10
South Korean Equities	11.90
Indian Equities	11.40
Taiwanese Equities	10.80
Brazilian Equities	8.80
International Equities	8.30
Russian Equities	7.00
Money Market	0.70



	(%)
China	41.10
Korea	11.90
India	11.40
Taiwan	10.80
Brazil	8.80
Others	8.30
Russia	7.00
Money Market	0.70

Largest Holdings

Holdings	(%)
ALIBABA GROUP HLDG LTD	9.60
TAIWAN SEMICONDUCTOR MANUFACTURING	8.00
TENCENT HLDGS LIMITED	7.80
SAMSUNG ELECTRONICS CO	5.60
RELIANCE INDUSTRIES	3.50

Holdings	(%)
PING AN INSURANCE(GR)CO OF CHINA	3.40
MEITUAN DIANPING	3.40
SBERBANK OF RUSSIA	3.10
MMC NORILSK NICKEL PJSC	2.70
MEDIA TEK INC	2.40

* Data supplied by fund managers regarding fixed interests funds may not specify yield type. As the provision of redemption yield is an FCA regulatory requirement Novia assumes these are used.

Important Information

Performance details and yields are as at 30/09/2020. Performance figures are inclusive of net reinvested income. Source: FE. This document is designed only for professional investors and experienced advisers. The value of investments and the income gained may fluctuate. Investors may not get back the full amount invested. Past performance is not a guide to the future.