

Quilter Investors CrIm BI Pf R A£
Fund Information
Sector

IA Mixed Investment 20-60% Shares

Manager's Name

Paul Craig

Date Manager Appointed

Jun 2008

Launch Date

Jun 2008

Fund Size(£m)

£2832.06

Yield* (See page2)

2.12 %

XD Dates

Nov 01

Last Distribution

01/11/19 (XD Date)

31/12/19 (Pay Date)

4.26(Distribution)

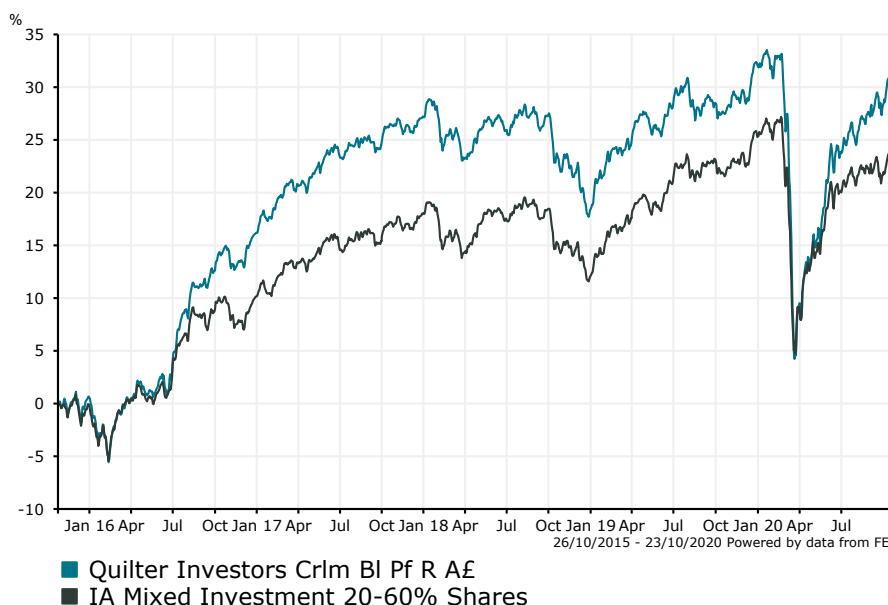
OCF

1.15 %

Fund Aim

To achieve capital growth over a period of five years or more through investment markets both in the UK and overseas. The portfolio is broadly diversified across asset classes, with exposure to equities between 20-60% and with volatility of between 6 and 10%.*The volatility range is a target, based on long term actuarial assumptions and the fund is managed to stay within this range most of the time. The volatility range is regularly reviewed and may change from time to time due to changes in these assumptions.

Sector: IA Mixed Investment 20-60% Shares

Performance

Morningstar Analyst Rating

N/A

FE Crown Rating

Discrete Performance - 12 months to 31/12/19

	2019	2018	2017	2016	2015
Fund	11.63	-6.98	9.50	15.42	2.13
Stock Sector Average	11.84	-5.10	7.16	10.32	1.21

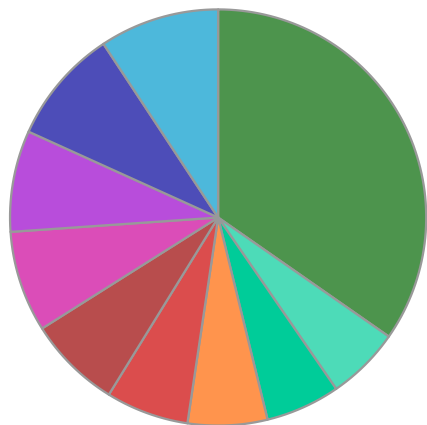
Cumulative Performance to 30/09/20

	1 Yr	2 Yrs	3 Yrs	4 Yrs	5 Yrs
Fund	-0.14	0.86	3.12	13.95	32.36
Stock Sector Average	-1.19	2.77	5.45	11.94	25.49

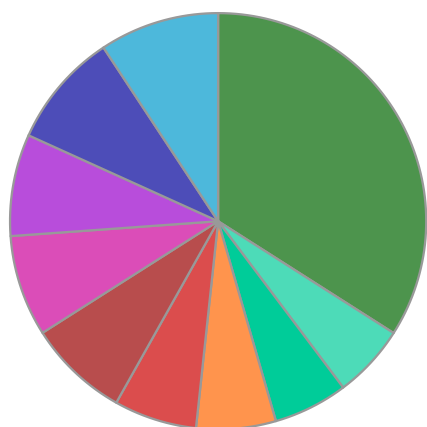
Performance Analysis - Annualised 3 years

	Growth Rate %	Volatility	Alpha	Beta	Sharpe
Fund	1.03	11.41	-1.11	1.32	0.00
Stock Sector Average	1.78	8.49	0.00	1.00	0.00

Fund Composition



	(%)
UK Equities	9.29
US Equities	8.94
Alternative Assets	7.87
European Equities	7.85
Global Fixed Interest	7.25
International Equities	6.44
Global Fixed Interest	6.18
Japanese Equities	5.78
Hedge	5.71
Others	34.69



	(%)
UK	9.29
USA	8.94
Others	7.91
Not Specified	7.87
Europe	7.85
International	6.44
International	6.18
Japan	5.78
Not Specified	5.71
Others	34.03

* Data supplied by fund managers regarding fixed interests funds may not specify yield type. As the provision of redemption yield is an FCA regulatory requirement Novia assumes these are used.

Important Information

Performance details and yields are as at 30/09/2020. Performance figures are inclusive of net reinvested income. Source: FE. This document is designed only for professional investors and experienced advisers. The value of investments and the income gained may fluctuate. Investors may not get back the full amount invested. Past performance is not a guide to the future.