

Ninety One Caut Mgd I Acc£

Fund Information

Sector

IA Mixed Investment 20-60% Shares

Manager's Name

 John Stopford
 Jason Borbora-Sheen

Date Manager Appointed

Apr 2020

Launch Date

Mar 2008

Fund Size (£m)

£1065.24

Yield* (See page2)

0.84 %

XD Dates

Jul 01, Apr 01, Jan 02, Oct 01

Last Distribution

01/07/20 (XD Date)

28/08/20 (Pay Date)

0.68(Distribution)

OCF

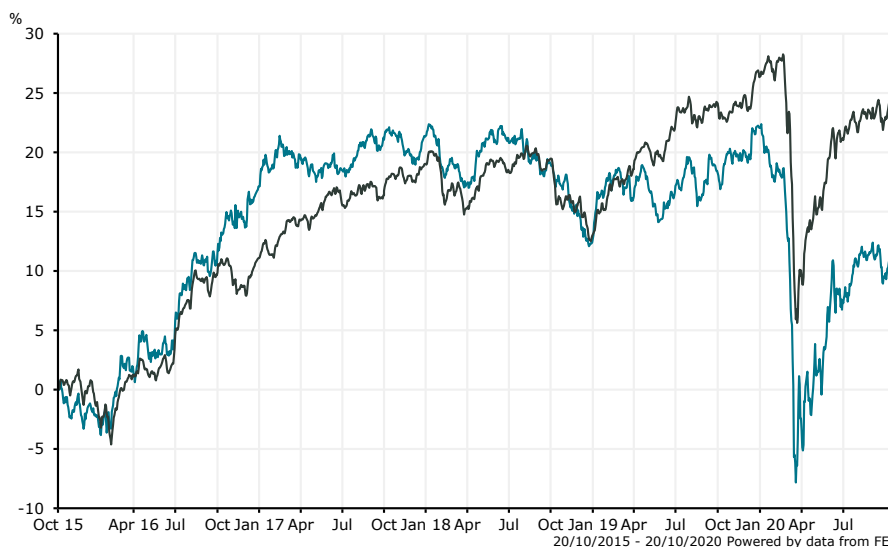
0.85 %

Fund Aim

The Fund aims to provide capital growth (to grow the value of your investment) and income over at least 5 years. The Fund targets a return of UK Consumer Prices Index (CPI) +4% each year (before fees), over 5-year rolling periods. While the Fund aims to achieve its objective and its performance target, there is no guarantee that either will be achieved, over 5-year rolling periods or over any period and there is a risk of loss. The Fund invests primarily (at least two-thirds) in the shares of companies, and bonds (or similar debt-based assets) of borrowers, around the world. These bonds will be investment grade (have a relatively high credit rating).

Sector: IA Mixed Investment 20-60% Shares

Performance



■ Ninety One Caut Mgd I Acc£
 ■ IA Mixed Investment 20-60% Shares

Morningstar Analyst Rating

N/A

FE Crown Rating

Discrete Performance - 12 months to 31/12/19

	2019	2018	2017	2016	2015
Fund	8.58	-7.34	3.58	19.10	-2.16
Stock Sector Average	11.84	-5.10	7.16	10.32	1.21

Cumulative Performance to 30/09/20

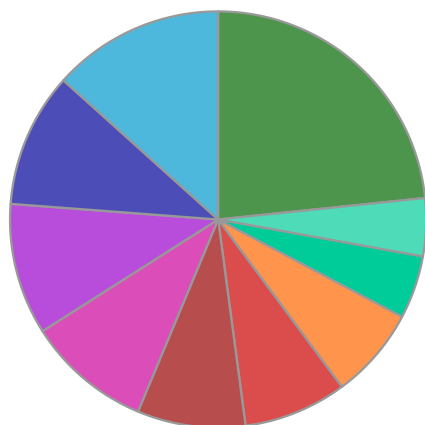
	1 Yr	2 Yrs	3 Yrs	4 Yrs	5 Yrs
Fund	-7.62	-8.14	-9.75	-1.03	12.20
Stock Sector Average	-1.19	2.77	5.45	11.94	25.49

Performance Analysis - Annualised 3 years

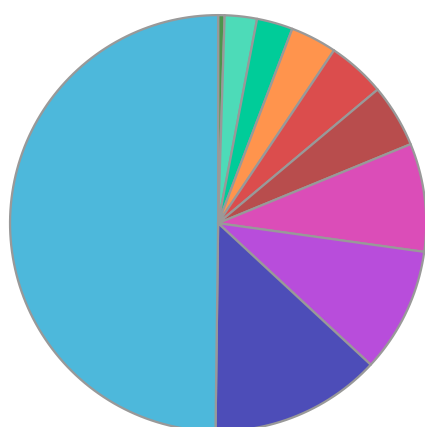
	Growth Rate %	Volatility	Alpha	Beta	Sharpe
Fund	-3.36	11.25	-5.19	1.20	-0.01
Stock Sector Average	1.78	8.49	0.00	1.00	0.00

Ninety One Caut Mgd I Acc£

Fund Composition



	(%)
High Yield Bond	13.34
Financials	10.46
Health Care	10.21
Investment Grade Corporate Bonds	9.70
Government Bonds	8.40
Consumer Staples	8.02
Industrials	7.12
Money Market	4.90
Debt	4.50
Others	23.35



	(%)
International Equities	49.80
Global High Yield Fixed Interest	13.30
Global Investment Grade Fixed Interest	9.70
Global Developed Markets Government Fixed Interest	8.40
Money Market	4.90
Global Emerging Market Fixed Interest	4.50
Commodity & Energy	3.60
Property	2.80
Others	2.50
Global Emerging Market Fixed Interest	0.50

Largest Holdings

Holdings	(%)
IBERDROLA SA	2.20
PROCTER & GAMBLE CO	1.80
SAMSUNG ELECTRONICS CO	1.80
MEDTRONIC INC	1.70
3I INFRASTRUCTURE PLC	1.70

Holdings	(%)
VINCI SA	1.60
BAYER AG	1.50
MCKESSON CORP	1.50
JOHNSON & JOHNSON	1.50
TOKIO MARINE HLDGS INC	1.40

* Data supplied by fund managers regarding fixed interests funds may not specify yield type. As the provision of redemption yield is an FCA regulatory requirement Novia assumes these are used.

Important Information

Performance details and yields are as at 30/09/2020. Performance figures are inclusive of net reinvested income. Source: FE. This document is designed only for professional investors and experienced advisers. The value of investments and the income gained may fluctuate. Investors may not get back the full amount invested. Past performance is not a guide to the future.