

Ninety One Global Dyn I Acc GBP

Fund Information

Sector

IA Global

Manager's Name

 Ian Vose
 Rynhardt Roodt

Date Manager Appointed

Jun 2011

Launch Date

Mar 2008

Fund Size (£m)

£193.84

Yield* (See page2)

0.82 %

XD Dates

Mar 02

Last Distribution

02/03/20 (XD Date)

30/04/20 (Pay Date)

2.45(Distribution)

OCF

0.84 %

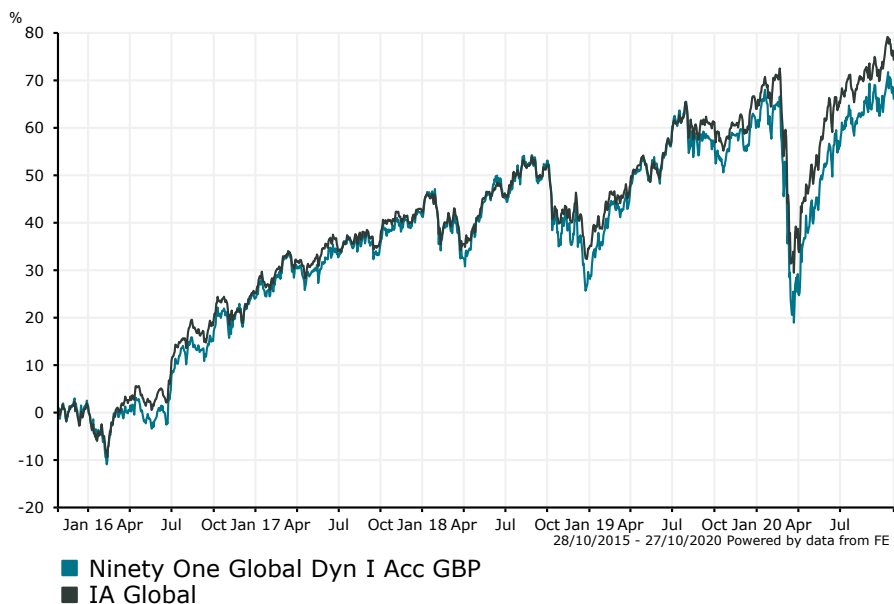
Fund Aim

The Fund aims to provide capital growth (to grow the value of your investment) over at least 5 years.

The Fund invests primarily (at least two-thirds) in the shares of companies around the world and in related derivatives (financial contracts whose value is linked to the price of the shares of such companies).

Sector: IA Global

Performance


Morningstar Analyst Rating

N/A

FE Crown Rating

Discrete Performance - 12 months to 31/12/19

	2019	2018	2017	2016	2015
Fund	24.40	-9.24	14.29	21.81	5.46
Stock Sector Average	21.92	-5.72	14.02	23.33	2.77

Cumulative Performance to 30/09/20

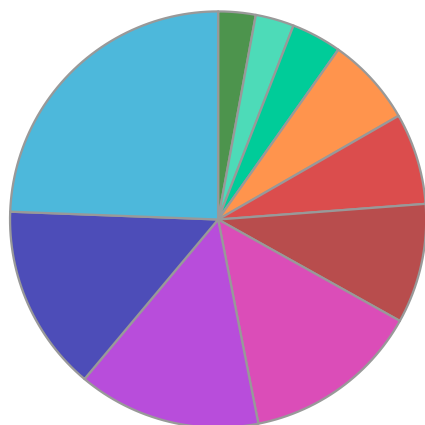
	1 Yr	2 Yrs	3 Yrs	4 Yrs	5 Yrs
Fund	5.65	8.23	22.59	43.33	73.06
Stock Sector Average	7.19	13.60	26.81	45.73	83.83

Performance Analysis - Annualised 3 years

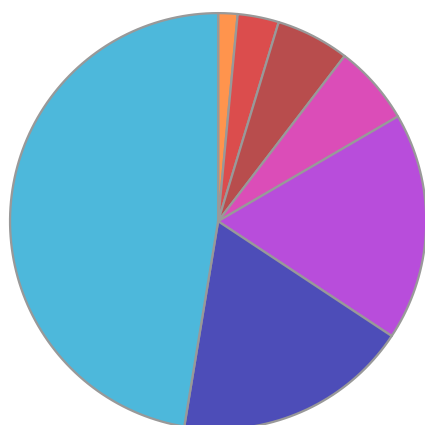
	Growth Rate %	Volatility	Alpha	Beta	Sharpe
Fund	7.03	16.92	-2.45	1.21	0.21
Stock Sector Average	8.24	13.76	0.00	1.00	0.34

Ninety One Global Dyn I Acc GBP

Fund Composition



	(%)
Information Technology	24.40
Financials	14.50
Consumer Discretionary	14.20
Health Care	13.80
Communications	9.30
Industrials	7.10
Materials	6.90
Consumer Staples	3.90
Utilities	3.00
Others	2.90



	(%)
US Equities	47.40
Global Emerging Market Equities	18.30
Europe ex UK Equities	17.70
Japanese Equities	6.20
UK Equities	5.70
Asia Pacific ex Japan Equities	3.20
Money Market	1.50

Largest Holdings

Holdings	(%)
MICROSOFT CORP	4.20
ALIBABA GROUP HLDG LTD	3.20
TENCENT HLDGS LTD	3.10
BROADCOM INC	3.10
RIO TINTO	3.00

Holdings	(%)
IBERDROLA SA	3.00
AUTOZONE INC	2.90
MORGAN STANLEY INTL VALUE EQUITY FD	2.90
THERMO FISHER SCIENTIFIC INC	2.70
TAIWAN SEMICONDUCTOR CO	2.70

* Data supplied by fund managers regarding fixed interests funds may not specify yield type. As the provision of redemption yield is an FCA regulatory requirement Novia assumes these are used.

Important Information

Performance details and yields are as at 30/09/2020. Performance figures are inclusive of net reinvested income. Source: FE. This document is designed only for professional investors and experienced advisers. The value of investments and the income gained may fluctuate. Investors may not get back the full amount invested. Past performance is not a guide to the future.