

Baillie Gifford American B Acc
Fund Information
Sector

IA North America

Manager's Name

 Gary Robinson
 Tom Slater
 Kirsty Gibson
 Dave Bujnowski

Date Manager Appointed

May 2014

Launch Date

Mar 2002

Fund Size (£m)

£5589.56

Yield* (See page2)

0.00 %

XD Dates

May 01

Last Distribution

 01/05/20 (XD Date)
 30/06/20 (Pay Date)
 0.00(Distribution)

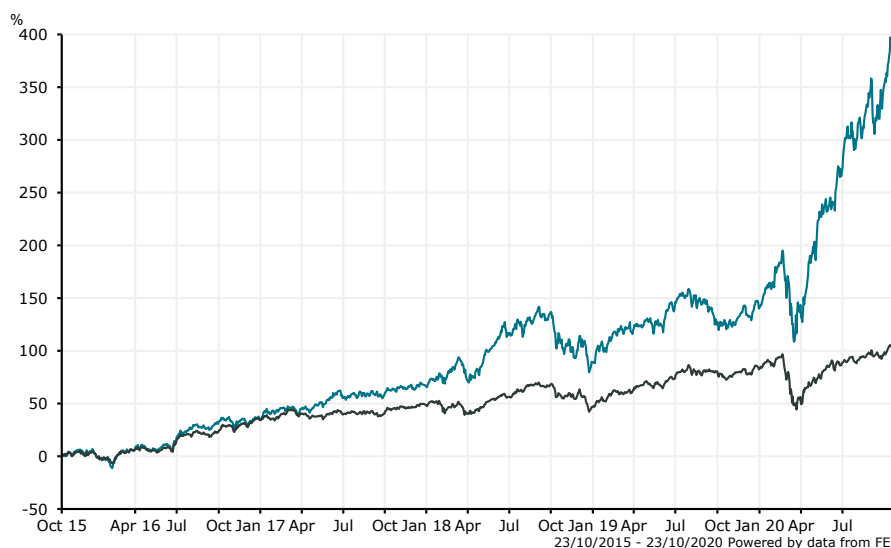
OCF

0.52 %

Fund Aim

The Fund aims to outperform (after deduction of costs) the S&P 500 Index, as stated in Sterling, by at least 1.5% per annum over rolling five-year periods.

Sector: IA North America

Performance

■ Baillie Gifford American B Acc

■ IA North America

Discrete Performance - 12 months to 31/12/19

	2019	2018	2017	2016	2015
Fund	26.89	13.34	23.60	27.33	13.52
Stock Sector Average	24.41	-1.37	10.53	29.31	4.18

Cumulative Performance to 30/09/20

	1 Yr	2 Yrs	3 Yrs	4 Yrs	5 Yrs
Fund	100.94	91.73	186.39	245.58	384.80
Stock Sector Average	9.12	17.24	39.90	60.37	108.57

Performance Analysis - Annualised 3 years

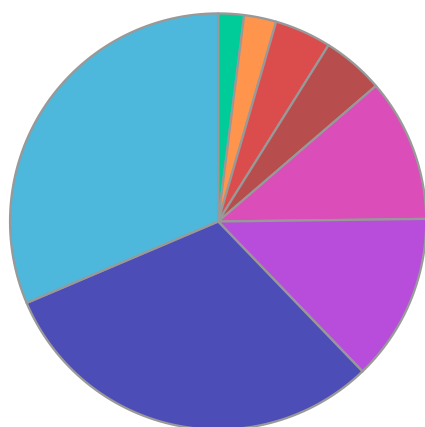
	Growth Rate %	Volatility	Alpha	Beta	Sharpe
Fund	42.01	25.98	24.14	1.36	1.48
Stock Sector Average	11.84	15.60	0.00	1.00	0.53

Morningstar Analyst Rating

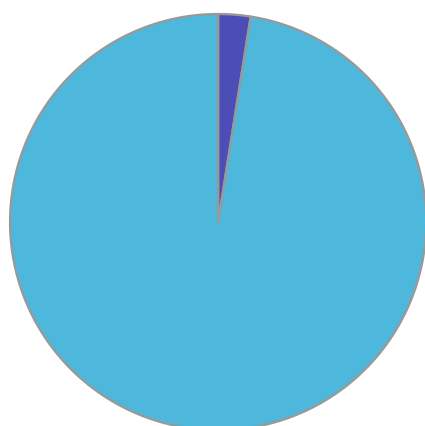
N/A

FE Crown Rating


Fund Composition



	(%)
Consumer Discretionary	31.40
Information Technology	30.80
Health Care	13.00
Communications	11.10
Financials	4.80
Industrials	4.40
Money Market	2.50
Real Estate	2.00



	(%)
North American Equities	97.50
Money Market	2.50

Largest Holdings

Holdings	(%)
TESLA INC	8.60
SHOPIFY INC NPV SUBORDINATED A	8.10
AMAZON.COM INC	7.20
WAYFAIR INC	7.10
THE TRADE DESK	4.70

Holdings	(%)
ZOOM VIDEO COMMUNICATIONS INC	4.40
NETFLIX INC	4.30
ALPHABET INC	2.90
MASTERCARD INC	2.80
CHEGG INC	2.70

* Data supplied by fund managers regarding fixed interests funds may not specify yield type. As the provision of redemption yield is an FCA regulatory requirement Novia assumes these are used.

Important Information

Performance details and yields are as at 30/09/2020. Performance figures are inclusive of net reinvested income. Source: FE. This document is designed only for professional investors and experienced advisers. The value of investments and the income gained may fluctuate. Investors may not get back the full amount invested. Past performance is not a guide to the future.