

VT Grrwy Mul Ast Dvfd I A£

Fund Information

Sector

IA Mixed Investment 0-35% Shares

Manager's Name

Mark Harris

Date Manager Appointed

Nov 2013

Launch Date

Nov 2013

Fund Size(£m)

£5.26

Yield* (See page2)

3.55 %

XD Dates

Mar 31, Sep 30, Apr 01, Oct 01

Last Distribution

31/03/20 (XD Date)

29/05/20 (Pay Date)

3.76(Distribution)

OCF

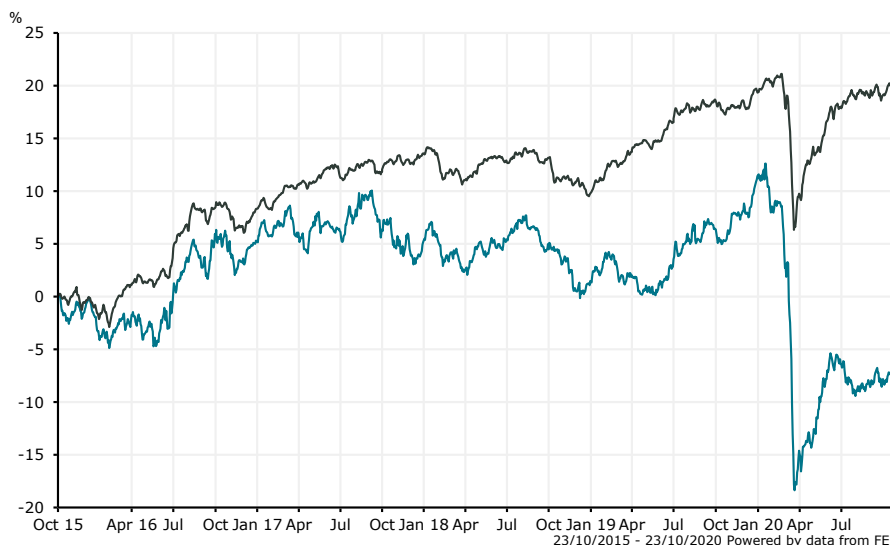
1.87 %

Fund Aim

The Fund is a UK domiciled UCITS fund, which seeks to achieve consistent long-term returns from both capital and income by investing across a balanced global portfolio of assets. The Fund invests in a balanced and diversified global multi asset portfolio and seeks to achieve above-average returns for a commensurate level of risk.

Sector: IA Mixed Investment 0-35% Shares

Performance



■ VT Grrwy Mul Ast Dvfd I A£
 ■ IA Mixed Investment 0-35% Shares

Morningstar Analyst Rating

N/A

FE Crown Rating

Discrete Performance - 12 months to 31/12/19

	2019	2018	2017	2016	2015
Fund	9.80	-3.49	-0.13	5.49	0.61
Stock Sector Average	8.72	-3.35	4.84	8.47	0.38

Cumulative Performance to 30/09/20

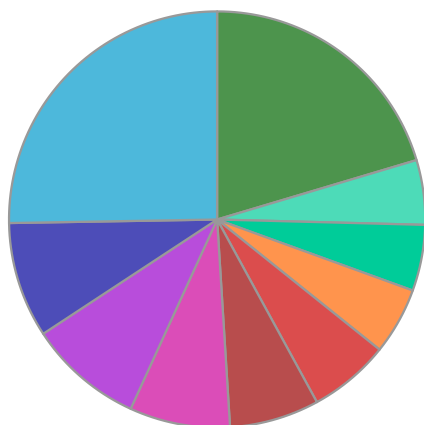
	1 Yr	2 Yrs	3 Yrs	4 Yrs	5 Yrs
Fund	-13.34	-12.19	-13.14	-12.99	-8.64
Stock Sector Average	0.35	5.25	6.49	9.87	21.14

Performance Analysis - Annualised 3 years

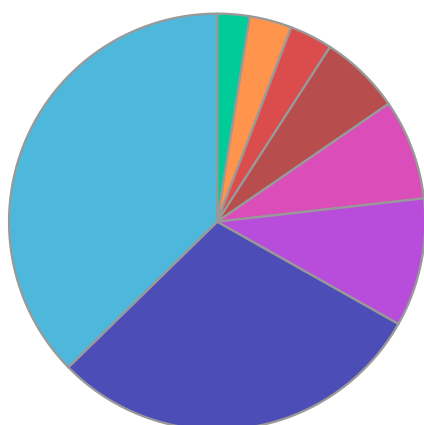
	Growth Rate %	Volatility	Alpha	Beta	Sharpe
Fund	-4.59	12.25	-7.60	1.76	-0.01
Stock Sector Average	2.12	5.75	0.00	1.00	0.00

VT Grrwy Mul Ast Dvfd I A£

Fund Composition



	(%)
International Fixed Interest	25.27
International Equities	8.98
Equities	8.93
Property	7.81
Fixed Interest	6.97
Cash & Cash Equivalents	6.29
Japanese Equities	5.21
Global Emerging Market Fixed Interest	5.13
Europe ex UK Equities	5.02
Others	20.39



	(%)
Global Fixed Interest	37.38
International Equities	29.54
Europe ex UK Equities	9.98
Property	7.81
Cash & Cash Equivalents	6.29
UK Equities	3.33
International Equities	3.29
Commodity & Energy	2.52
Futures	-0.14

Largest Holdings

Holdings	(%)
Garraway Global Equity A GBP	8.98
VPC SPECIALTY LENDING INVESTMENTS PLC ORD GBP 0.01	8.80
SEMPER TOTAL RETURN I GBP	7.21
MAN GLG HIGH YIELD OPPORTUNITIES PROFESSIONAL D	6.97
LEGG MASON IF JAPAN EQUITY X	5.21

Holdings	(%)
STRATTON STREET UCITS SICAV	5.19
BLACKROCK EUROPEAN DYNAMIC FD ACC	5.02
VOLTA FINANCE LTD	4.97
GARRAWAY VT GARRAWAY UK EQUITY MARKET F INC	4.73
FIDELITY UK OPPORTUNITIES W ACC	4.21

* Data supplied by fund managers regarding fixed interests funds may not specify yield type. As the provision of redemption yield is an FCA regulatory requirement Novia assumes these are used.

Important Information

Performance details and yields are as at 30/09/2020. Performance figures are inclusive of net reinvested income. Source: FE. This document is designed only for professional investors and experienced advisers. The value of investments and the income gained may fluctuate. Investors may not get back the full amount invested. Past performance is not a guide to the future.