

iShares MSCIJpSmCpUETF Inc£

Fund Information

Sector

Equity - Japan Small/Mid Cap

Manager's Name

BlackRock Asset Management Ireland Ltd

Date Manager Appointed

Dec 2009

Launch Date

May 2008

Fund Size(£m)

£244.65

Yield* (See page2)

0.00 %

XD Dates

Jul 16, Jan 16

Last Distribution

16/07/20 (XD Date)

29/07/20 (Pay Date)

0.30(Distribution)

OCF

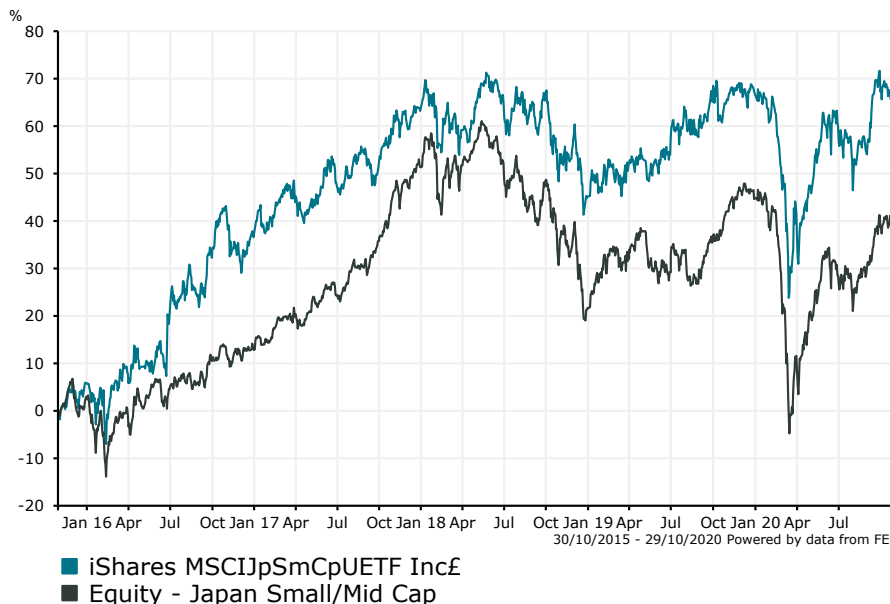
0.58 %

Fund Aim

The Fund seeks to track the performance of an index composed of small cap Japanese companies.

Sector: Equity - Japan Small/Mid Cap

Performance



Morningstar Analyst Rating
N/A

FE Crown Rating

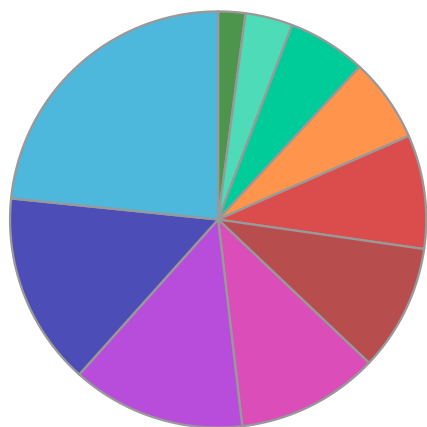
Discrete Performance - 12 months to 31/12/19					
	2019	2018	2017	2016	2015
Fund	15.21	-11.06	19.49	28.90	19.68
Stock Sector Average	18.97	-19.62	34.00	9.71	10.83

Cumulative Performance to 30/09/20					
	1 Yr	2 Yrs	3 Yrs	4 Yrs	5 Yrs
Fund	1.25	0.21	10.40	26.44	74.93
Stock Sector Average	2.38	-6.35	2.13	25.54	48.41

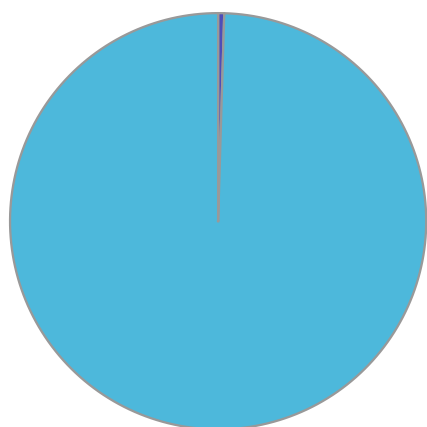
Performance Analysis - Annualised 3 years					
	Growth Rate %	Volatility	Alpha	Beta	Sharpe
Fund	3.35	14.76	2.72	0.69	0.00
Stock Sector Average	0.70	18.73	0.00	1.00	-0.01

iShares MSCI Jp Sm Cp UETF Inc £

Fund Composition



	(%)
Industrials	23.43
Consumer Discretionary	15.01
Information Technology	13.51
Real Estate	11.08
Consumer Staples	9.84
Materials	8.86
Financials	6.54
Health Care	6.12
Communications	3.69
Others	2.11



	(%)
Japanese Equities	99.72
Money Market	0.47

Largest Holdings

Holdings	(%)
CAPCOM CO	0.61
AZBIL CORP	0.55
ADVANCE RESIDENCE INV CORP(NEW)	0.55
HASEKO CORP	0.53
ALPS ALPINE CO LTD	0.47

Holdings	(%)
IBIDEN CO	0.47
NET ONE SYSTEMS CO	0.46
SKYLARK CO LTD	0.46
TAIYO YUDEN CO	0.45
COMSYS HOLDINGS CORP	0.44

* Data supplied by fund managers regarding fixed interests funds may not specify yield type. As the provision of redemption yield is an FCA regulatory requirement Novia assumes these are used.

Important Information

Performance details and yields are as at 30/09/2020. Performance figures are inclusive of net reinvested income. Source: FE. This document is designed only for professional investors and experienced advisers. The value of investments and the income gained may fluctuate. Investors may not get back the full amount invested. Past performance is not a guide to the future.