

iShares MSCI ACFEJpSCUETF £

Fund Information

Sector

Equity - Far East ex Japan

Manager's Name

BlackRock Asset Management Ireland Ltd

Date Manager Appointed

Dec 2009

Launch Date

May 2008

Fund Size (£m)

£53.97

Yield* (See page 2)

0.00 %

XD Dates

May 14, Nov 14

Last Distribution

14/05/20 (XD Date)

27/05/20 (Pay Date)

0.18(Distribution)

OCF

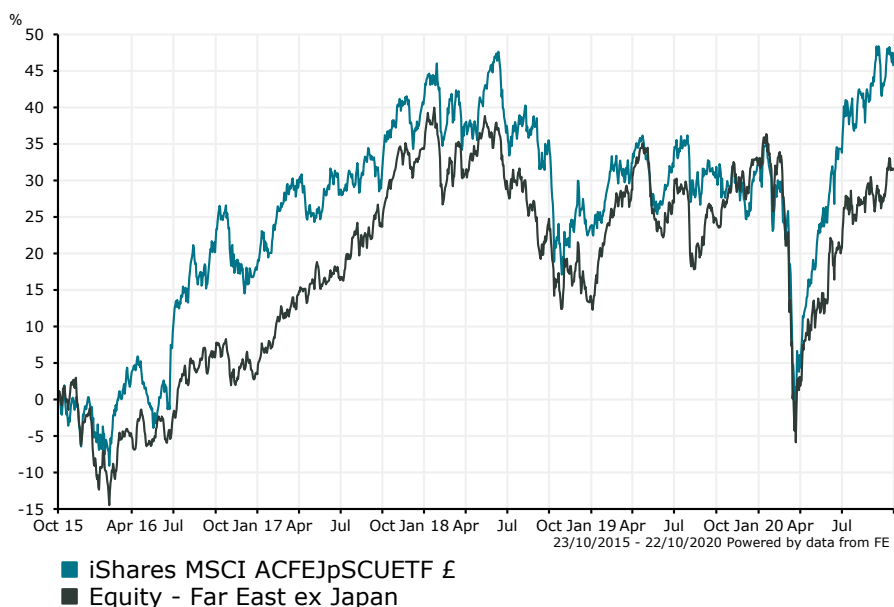
0.74 %

Fund Aim

The Fund seeks to track the performance of an index composed of small cap companies from both developed and emerging markets countries in East Asia, excluding Japan and India.

Sector: Equity - Far East ex Japan

Performance



Morningstar Analyst Rating

N/A

FE Crown Rating

Discrete Performance - 12 months to 31/12/19

	2019	2018	2017	2016	2015
Fund	6.69	-11.86	19.25	17.40	0.88
Stock Sector Average	15.67	-14.97	29.77	4.91	-8.26

Cumulative Performance to 30/09/20

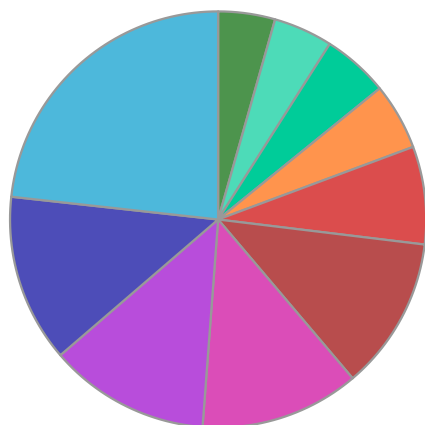
	1 Yr	2 Yrs	3 Yrs	4 Yrs	5 Yrs
Fund	9.66	5.52	9.67	19.01	52.66
Stock Sector Average	1.94	2.54	2.93	20.37	38.35

Performance Analysis - Annualised 3 years

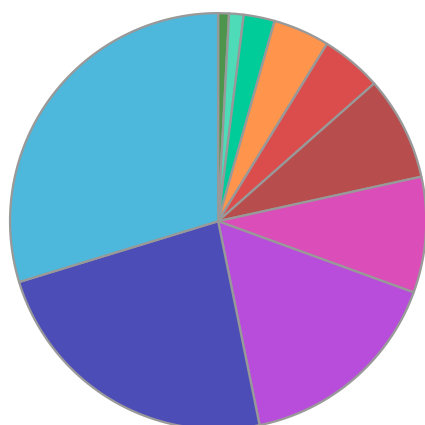
	Growth Rate %	Volatility	Alpha	Beta	Sharpe
Fund	3.13	16.86	2.47	0.88	0.00
Stock Sector Average	0.97	16.53	0.00	1.00	0.00

iShares MSCI ACFEJpSCUETF £

Fund Composition



	(%)
Information Technology	23.27
Consumer Discretionary	13.06
Health Care	12.51
Real Estate	12.39
Industrials	11.90
Materials	7.60
Financials	5.18
Consumer Staples	5.14
Communications	4.60
Others	4.42



	(%)
Taiwanese Equities	29.74
South Korean Equities	23.49
Chinese Equities	16.26
Hong Kong Equities	9.00
Singapore Equities	8.08
Malaysian Equities	4.73
Thai Equities	4.39
Indonesian Equities	2.41
Money Market	1.13
Philippine Equities	0.84

Largest Holdings

Holdings	(%)
MICROPORT SCIENTIFIC CORP	0.77
SEEGENE INC	0.73
MAPLETREE INDUSTRIAL TRUST UNITS	0.67
SUPERMAX CORP BHD	0.60
ALTEOGEN INC	0.57

Holdings	(%)
PARADE TECHNOLOGIES LTD	0.57
VITASOY INTERNATIONAL HOLDINGS	0.52
KEPPEL DC REIT UTS	0.52
XINYI GLASS HLDGS	0.49
UNIMICRON TECHNOLOGY CORP	0.48

* Data supplied by fund managers regarding fixed interests funds may not specify yield type. As the provision of redemption yield is an FCA regulatory requirement Novia assumes these are used.

Important Information

Performance details and yields are as at 30/09/2020. Performance figures are inclusive of net reinvested income. Source: FE. This document is designed only for professional investors and experienced advisers. The value of investments and the income gained may fluctuate. Investors may not get back the full amount invested. Past performance is not a guide to the future.