

Artemis Global Growth I Acc

Fund Information

Sector
IA Global

Manager's Name
Peter Saacke

Date Manager Appointed
Jan 2004

Launch Date
Mar 2008

Fund Size (£m)
£566.33

Yield* (See page2)
2.41 %

XD Dates
Apr 08

Last Distribution
08/04/20 (XD Date)
05/06/20 (Pay Date)
7.07(Distribution)

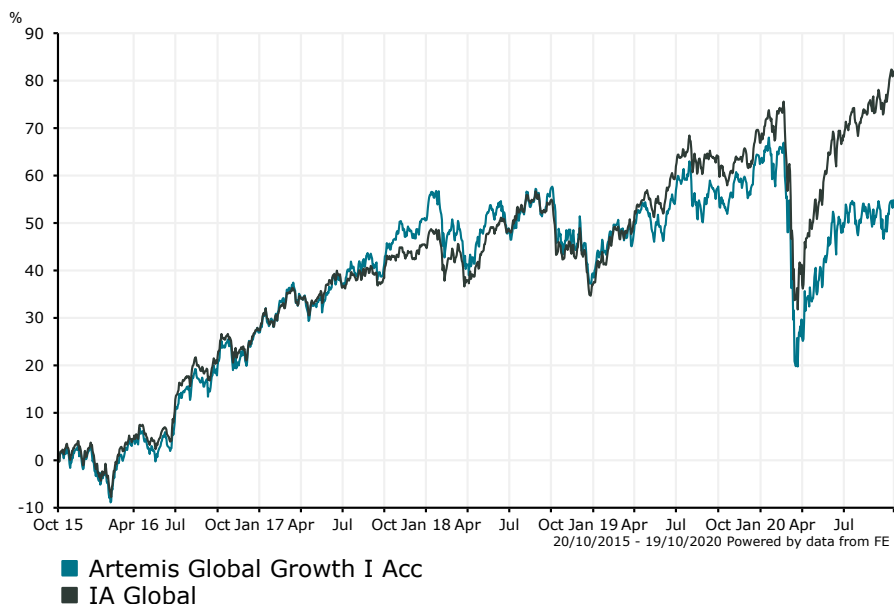
OCF
0.89 %

Fund Aim

To grow capital over a five year period.

Sector: IA Global

Performance



Morningstar Analyst Rating
N/A

FE Crown Rating
👑👑👑👑👑

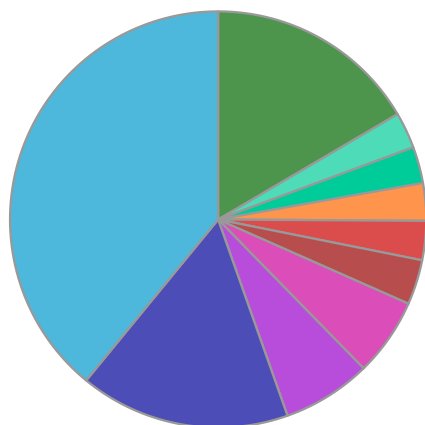
Discrete Performance - 12 months to 31/12/19					
	2019	2018	2017	2016	2015
Fund	16.51	-7.40	18.63	23.85	7.70
Stock Sector Average	21.92	-5.72	14.02	23.33	2.77

Cumulative Performance to 30/09/20					
	1 Yr	2 Yrs	3 Yrs	4 Yrs	5 Yrs
Fund	-5.53	-5.20	5.83	26.08	54.05
Stock Sector Average	7.19	13.60	26.81	45.73	83.83

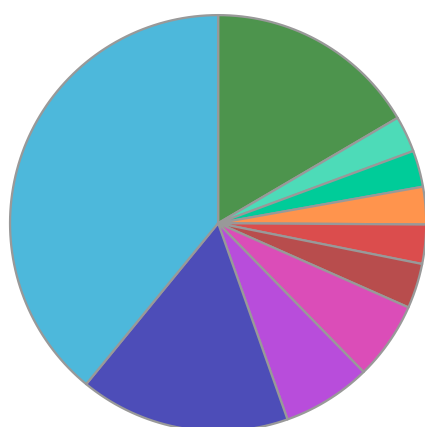
Performance Analysis - Annualised 3 years					
	Growth Rate %	Volatility	Alpha	Beta	Sharpe
Fund	1.91	14.83	-5.89	1.02	0.00
Stock Sector Average	8.24	13.76	0.00	1.00	0.34

Artemis Global Growth I Acc

Fund Composition



	(%)
US Equities	39.07
Chinese Equities	16.34
French Equities	6.91
German Equities	6.05
Dutch Equities	3.49
Canadian Equities	3.04
UK Equities	2.91
Swedish Equities	2.83
South Korean Equities	2.81
Others	16.55



	(%)
USA	39.07
China	16.34
France	6.91
Germany	6.05
Netherlands	3.49
Canada	3.04
UK	2.91
Sweden	2.83
Korea	2.81
Others	16.55

Largest Holdings

Holdings	(%)
APPLE INC	2.62
AMAZON.COM INC	1.49
VERIZON COMMUNICATIONS INC	1.49
BRISTOL-MYERS SQUIBB CO	1.44
ASR NEDERLAND NV	1.37

Holdings	(%)
QUALCOMM INC	1.36
GENERAL MOTORS CO	1.31
VALE SA	1.26
DR HORTON INC	1.23
NN GROUP NV	1.23

* Data supplied by fund managers regarding fixed interests funds may not specify yield type. As the provision of redemption yield is an FCA regulatory requirement Novia assumes these are used.

Important Information

Performance details and yields are as at 30/09/2020. Performance figures are inclusive of net reinvested income. Source: FE. This document is designed only for professional investors and experienced advisers. The value of investments and the income gained may fluctuate. Investors may not get back the full amount invested. Past performance is not a guide to the future.