

Artemis Income I Inc

Fund Information

Sector

IA UK Equity Income

Manager's Name

Adrian Frost
Nick Shenton
Andy Marsh

Date Manager Appointed

Jan 2002

Launch Date

Mar 2008

Fund Size (£m)

£4107.50

Yield* (See page2)

4.81 %

XD Dates

May 01, Nov 01

Last Distribution

01/05/20 (XD Date)
30/06/20 (Pay Date)
4.28(Distribution)

OCF

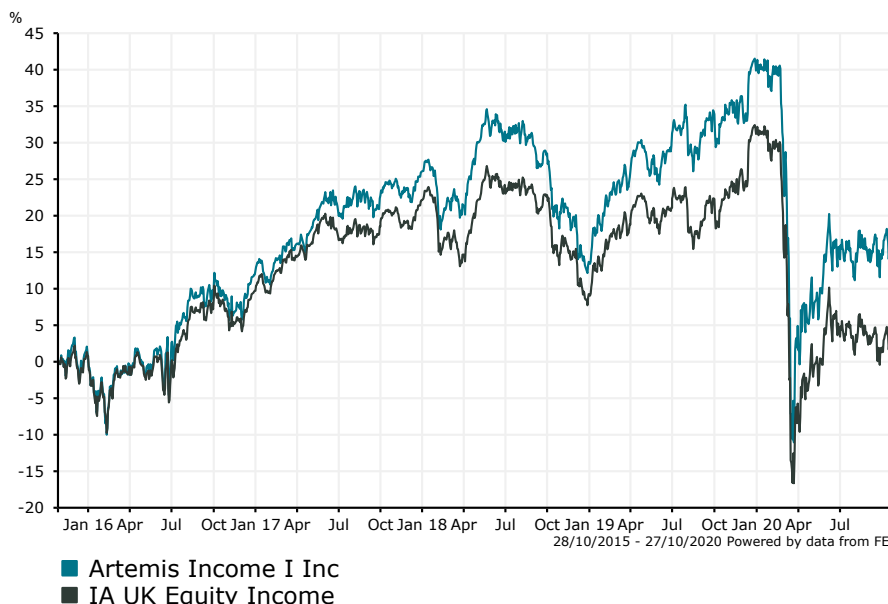
0.80 %

Fund Aim

To grow both income and capital over a five year period.

Sector: IA UK Equity Income

Performance



Discrete Performance - 12 months to 31/12/19

	2019	2018	2017	2016	2015
Fund	23.03	-9.79	12.59	10.49	5.22
Stock Sector Average	20.07	-10.54	11.32	8.84	6.20

Cumulative Performance to 30/09/20

	1 Yr	2 Yrs	3 Yrs	4 Yrs	5 Yrs
Fund	-14.99	-11.04	-6.75	5.03	17.64
Stock Sector Average	-17.24	-17.38	-14.54	-5.49	5.27

Performance Analysis - Annualised 3 years

	Growth Rate %	Volatility	Alpha	Beta	Sharpe
Fund	-2.30	14.82	2.31	0.90	-0.01
Stock Sector Average	-5.10	16.15	0.00	1.00	-0.01

Morningstar Analyst Rating

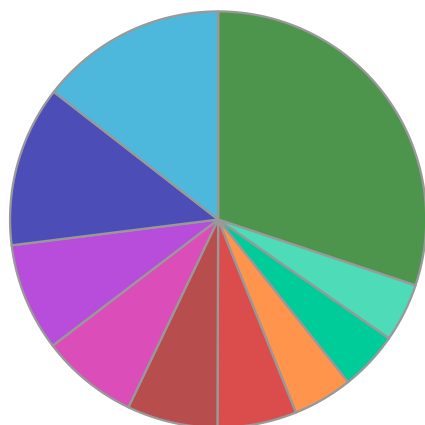
Bronze

FE Crown Rating

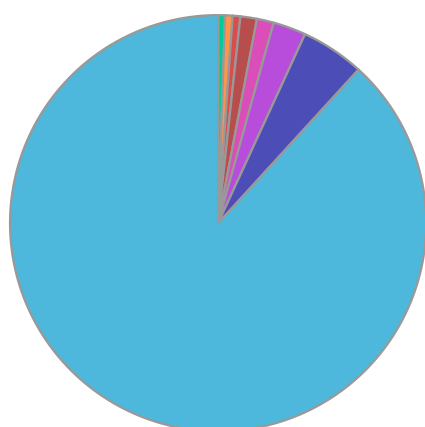


Artemis Income I Inc

Fund Composition



	(%)
Financials	14.49
Media	12.49
Life Insurance	8.39
Pharmaceuticals	7.54
Mineral Extraction	7.04
Property Shares	6.15
General Industrials	4.64
Banks	4.59
Tobacco	4.55
Others	30.13



	(%)
UK Equities	88.22
Dutch Equities	4.93
Swedish Equities	2.56
US Equities	1.31
Spanish Equities	1.28
Others	0.60
Irish Equities	0.58
Money Market	0.53

Largest Holdings

Holdings	(%)
3I GROUP PLC ORD	6.04
LONDON STOCK EXCHANGE GROUP	5.29
GLAXOSMITHKLINE	4.43
TESCO	4.23
SMITHS GROUP	3.77

Holdings	(%)
WOLTERS-KLUWER NV	3.59
RELX PLC	3.48
PHOENIX GROUP HLDGS PLC	3.39
AVIVA	2.98
DIRECT LINE INSURANCE GROUP PLC	2.90

* Data supplied by fund managers regarding fixed interests funds may not specify yield type. As the provision of redemption yield is an FCA regulatory requirement Novia assumes these are used.

Important Information

Performance details and yields are as at 30/09/2020. Performance figures are inclusive of net reinvested income. Source: FE. This document is designed only for professional investors and experienced advisers. The value of investments and the income gained may fluctuate. Investors may not get back the full amount invested. Past performance is not a guide to the future.