

## IFSL Sinfonia Inc & Gth Pfl A Inc

### Fund Information

**Sector**

IA Mixed Investment 20-60% Shares

**Manager's Name**

Tatton Investment Management Limited

**Date Manager Appointed**

Apr 2020

**Launch Date**

Jun 2008

**Fund Size (£m)**

£28.39

**Yield\*** (See page2)

1.45 %

**XD Dates**

Mar 31, Oct 01, Apr 01

**Last Distribution**

31/03/20 (XD Date)

31/05/20 (Pay Date)

1.72(Distribution)

**OCF**

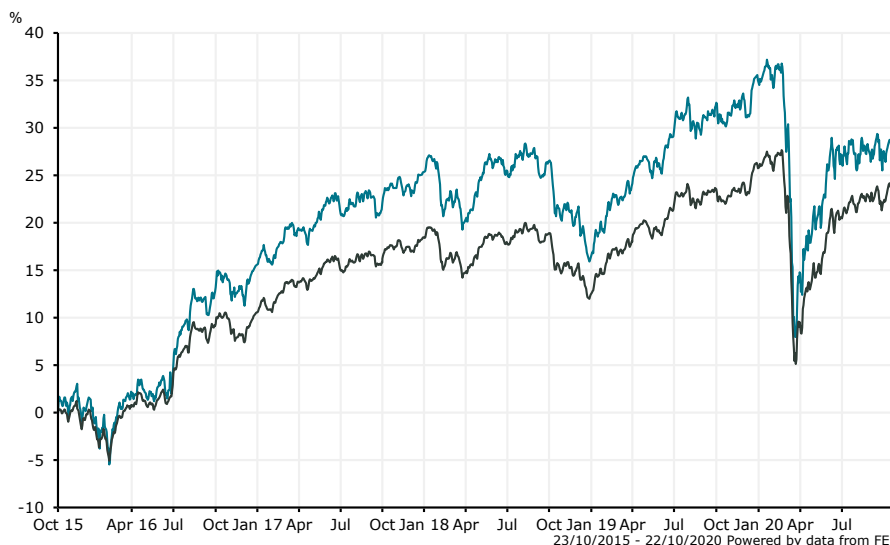
0.97 %

### Fund Aim

The Fund aims to increase the value of your investment over a period of at least 5 years. This will be achieved through a combination of capital growth, which is profit on the investments held, and income, which is money paid out of investments through distribution payments and interest on funds held.

**Sector:** IA Mixed Investment 20-60% Shares

### Performance



■ IFSL Sinfonia Inc & Gth Pfl A Inc  
 ■ IA Mixed Investment 20-60% Shares

**Morningstar Analyst Rating**

N/A

**FE Crown Rating**

**Discrete Performance - 12 months to 31/12/19**

	2019	2018	2017	2016	2015
Fund	16.30	-7.37	8.49	13.69	1.60
Stock Sector Average	11.84	-5.10	7.16	10.32	1.21

**Cumulative Performance to 30/09/20**

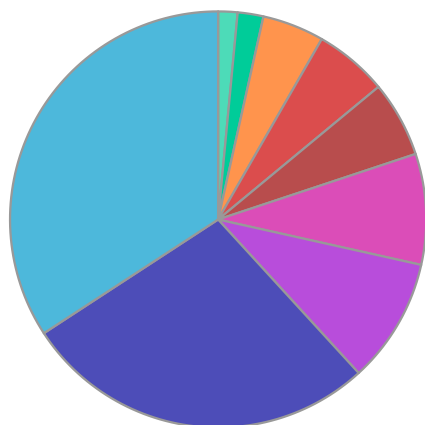
	1 Yr	2 Yrs	3 Yrs	4 Yrs	5 Yrs
Fund	-3.60	0.87	5.07	13.16	31.79
Stock Sector Average	-1.19	2.77	5.45	11.94	25.49

**Performance Analysis - Annualised 3 years**

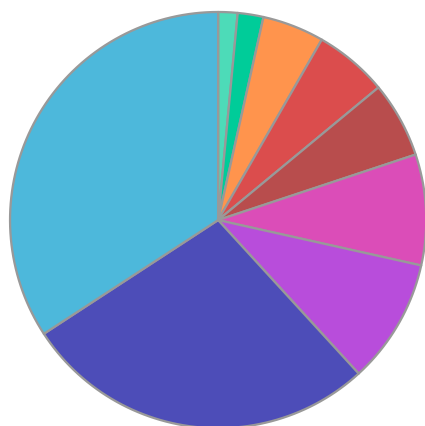
	Growth Rate %	Volatility	Alpha	Beta	Sharpe
Fund	1.66	10.31	-0.36	1.19	0.00
Stock Sector Average	1.78	8.49	0.00	1.00	0.00

**IFSL Sinfonia Inc & Gth Pfl A Inc**

**Fund Composition**



	(%)
Global Investment Grade Fixed Interest	34.20
UK Equities	27.60
European Equities	9.70
North American Equities	8.60
Alternative Assets	5.90
Japanese Equities	5.70
Global Government Fixed Interest	4.80
Money Market	2.00
Global Emerging Market Fixed Interest	1.50



	(%)
Not Specified	34.20
UK	27.60
Europe	9.70
North America	8.60
Not Specified	5.90
Japan	5.70
Not Specified	4.80
Money Market	2.00
Global Emerging Markets	1.50

**Largest Holdings**

Holdings	(%)
JPM UK EQUITY CORE E ACC	17.23
L&G UK INDEX TRUST C ACC	12.57
HSBC AMERICAN INDEX C ACC	8.50
BLACKROCK UK CREDIT SCREENED ACC GBP	8.31
VANGUARD FTSE DEVELOPED EUROPE EX-UK EQUITY INDEX INC GBP	7.86

Holdings	(%)
EASTSPRING INV JAPAN DYNAMIC CG GBP	5.66
L&G ALL STOCKS GILT INDEX TRUST C INC	4.84
FEDERATED HERMES UNCONSTRAINED CREDIT X HEDGED ACC GBP	4.02
VANGUARD UK SHORT-TERM INVESTMENT GRADE BOND INDEX ACC GBP	3.49
CHEYNE SELECT UCITS FUND PLC GLOBAL CREDIT GCD -IJ3 GBP	3.14

\* Data supplied by fund managers regarding fixed interests funds may not specify yield type. As the provision of redemption yield is an FCA regulatory requirement Novia assumes these are used.

**Important Information**

Performance details and yields are as at 30/09/2020. Performance figures are inclusive of net reinvested income. Source: FE. This document is designed only for professional investors and experienced advisers. The value of investments and the income gained may fluctuate. Investors may not get back the full amount invested. Past performance is not a guide to the future.