

IFSL Sinfonia Caut Mgd Pfl A Acc

Fund Information

Sector

IA Mixed Investment 20-60% Shares

Manager's Name

Tatton Investment Management Limited

Date Manager Appointed

Apr 2020

Launch Date

Jun 2008

Fund Size(£m)

£30.66

Yield* (See page2)

0.62 %

XD Dates

Mar 31, Oct 01, Apr 01

Last Distribution

31/03/20 (XD Date)

31/05/20 (Pay Date)

1.12(Distribution)

OCF

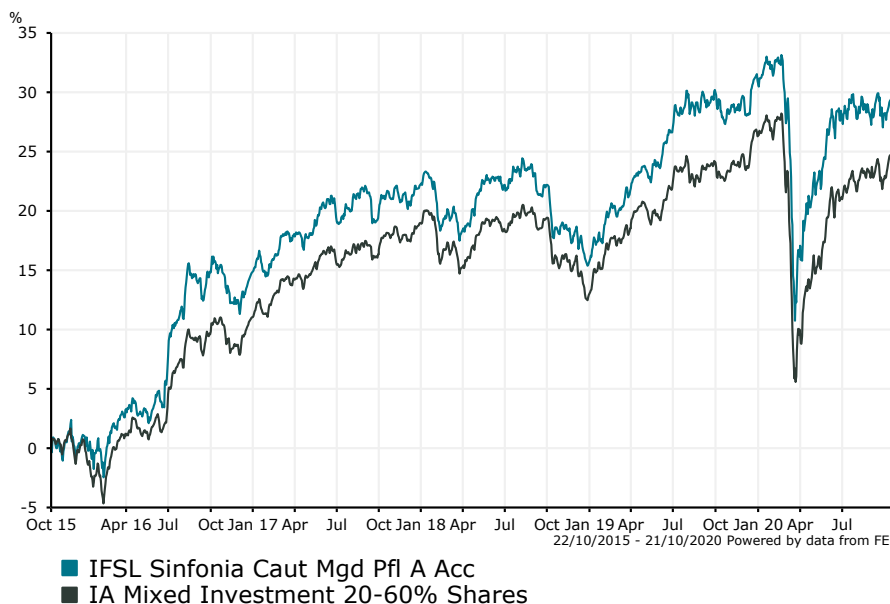
0.95 %

Fund Aim

The Fund aims to increase the value of your investment over a period of at least 5 years. This will be achieved through a combination of capital growth, which is profit on the investments held, and income, which is money paid out of investments through distribution payments and interest on funds held.

Sector: IA Mixed Investment 20-60% Shares

Performance


Morningstar Analyst Rating

N/A

FE Crown Rating

Discrete Performance - 12 months to 31/12/19

	2019	2018	2017	2016	2015
Fund	13.44	-5.46	6.43	13.47	1.19
Stock Sector Average	11.84	-5.10	7.16	10.32	1.21

Cumulative Performance to 30/09/20

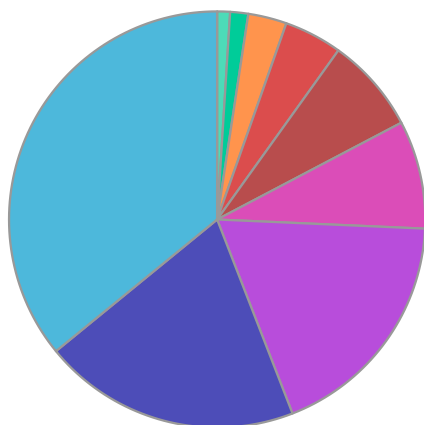
	1 Yr	2 Yrs	3 Yrs	4 Yrs	5 Yrs
Fund	-1.51	4.94	7.41	11.61	30.99
Stock Sector Average	-1.19	2.77	5.45	11.94	25.49

Performance Analysis - Annualised 3 years

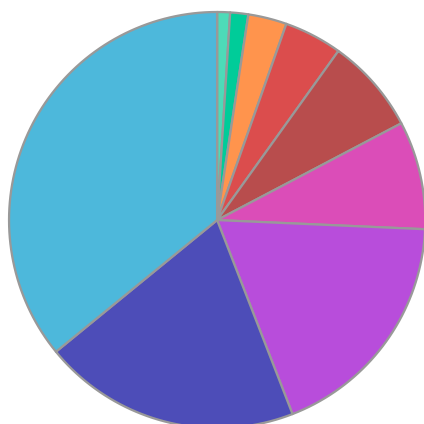
	Growth Rate %	Volatility	Alpha	Beta	Sharpe
Fund	2.41	8.33	0.68	0.97	0.00
Stock Sector Average	1.78	8.49	0.00	1.00	0.00

IFSL Sinfonia Caut Mgd Pfl A Acc

Fund Composition



	(%)
Global Investment Grade Fixed Interest	35.90
UK Equities	20.00
Global Government Fixed Interest	18.40
European Equities	8.40
North American Equities	7.40
Money Market	4.50
Alternative Assets	3.00
Global Emerging Market Fixed Interest	1.40
Japanese Equities	1.00



	(%)
Not Specified	35.90
UK	20.00
Not Specified	18.40
Europe	8.40
North America	7.40
Money Market	4.50
Not Specified	3.00
Global Emerging Markets	1.40
Japan	1.00

Largest Holdings

Holdings	(%)
L&G ALL STOCKS GILT INDEX TRUST C INC	13.46
JPM UK EQUITY CORE E ACC	13.21
BLACKROCK UK CREDIT SCREENED ACC GBP	8.26
L&G UK INDEX TRUST C ACC	7.94
HSBC AMERICAN INDEX C ACC	6.82

Holdings	(%)
VANGUARD FTSE DEVELOPED EUROPE EX-UK EQUITY INDEX INC GBP	5.87
VANGUARD GLOBAL BOND INDEX HEDGED ACC GBP	5.05
CHEYNE SELECT UCITS FUND PLC GLOBAL CREDIT GCD -I3 GBP	5.03
LEGG MASON IF BRANDYWINE GLOBAL INCOME OPTIMISER X INC	5.02
VANGUARD UK GOVERNMENT BOND INDEX ACC GBP	4.57

* Data supplied by fund managers regarding fixed interests funds may not specify yield type. As the provision of redemption yield is an FCA regulatory requirement Novia assumes these are used.

Important Information

Performance details and yields are as at 30/09/2020. Performance figures are inclusive of net reinvested income. Source: FE. This document is designed only for professional investors and experienced advisers. The value of investments and the income gained may fluctuate. Investors may not get back the full amount invested. Past performance is not a guide to the future.