

IFSL Sinfonia Advntrs Gth Pfl A Acc

Fund Information

Sector

IA Mixed Investment 40-85% Shares

Manager's Name

Tatton Investment Management Limited

Date Manager Appointed

Apr 2020

Launch Date

Jun 2008

Fund Size(£m)

£16.33

Yield* (See page2)

0.82 %

XD Dates

Mar 31, Oct 01, Apr 01

Last Distribution

31/03/20 (XD Date)

31/05/20 (Pay Date)

1.41(Distribution)

OCF

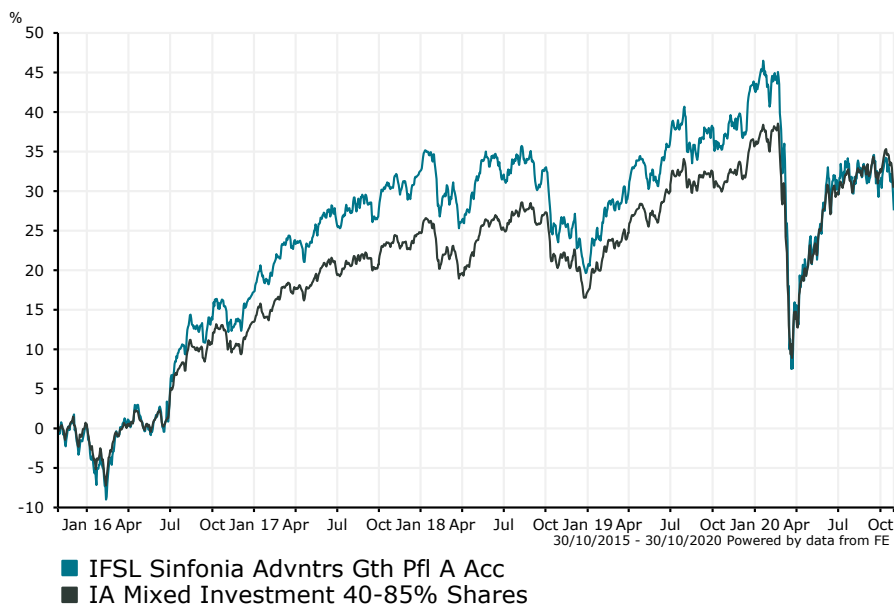
1.10 %

Fund Aim

The Fund aims to increase the value of your investment over a period of at least 5 years. This will be achieved through a combination of capital growth, which is profit on the investments held, and income, which is money paid out of investments through distribution payments and interest on funds held.

Sector: IA Mixed Investment 40-85% Shares

Performance


Morningstar Analyst Rating

N/A

FE Crown Rating

Discrete Performance - 12 months to 31/12/19

	2019	2018	2017	2016	2015
Fund	19.48	-9.58	13.01	16.99	-0.35
Stock Sector Average	15.78	-6.11	9.98	12.87	2.66

Cumulative Performance to 30/09/20

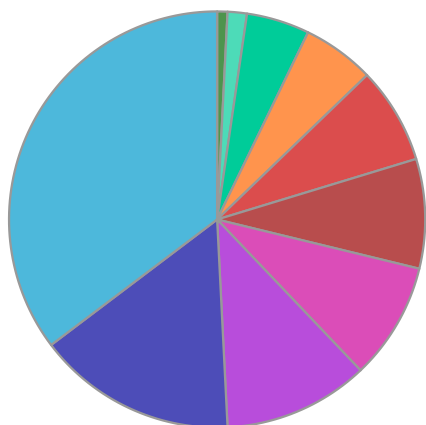
	1 Yr	2 Yrs	3 Yrs	4 Yrs	5 Yrs
Fund	-5.02	-1.17	3.58	15.16	39.22
Stock Sector Average	-0.19	4.00	9.56	19.52	37.92

Performance Analysis - Annualised 3 years

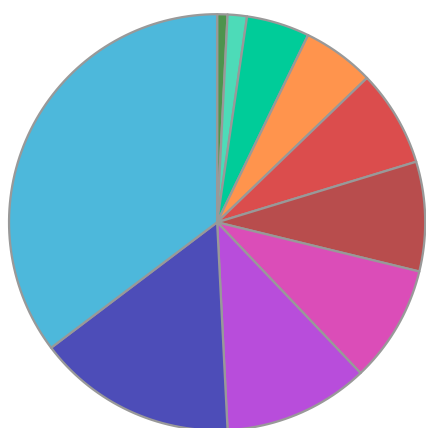
	Growth Rate %	Volatility	Alpha	Beta	Sharpe
Fund	1.18	14.09	-2.47	1.29	0.00
Stock Sector Average	3.09	10.81	0.00	1.00	0.00

IFSL Sinfonia Advntrs Gth Pfl A Acc

Fund Composition



	(%)
UK Equities	35.30
Global Investment Grade Fixed Interest	15.50
Global Emerging Market Equities	11.30
European Equities	9.10
Asia Pacific Equities	8.50
North American Equities	7.50
Alternative Assets	5.60
Japanese Equities	4.90
Global Emerging Market Fixed Interest	1.50
Money Market	0.80



	(%)
UK	35.30
Not Specified	15.50
Global Emerging Markets	11.30
Europe	9.10
Asia	8.50
North America	7.50
Not Specified	5.60
Japan	4.90
Global Emerging Markets	1.50
Money Market	0.80

Largest Holdings

Holdings	(%)
JPM UK EQUITY CORE E ACC	17.68
L&G UK INDEX TRUST C ACC	16.98
ISHARES NORTH AMERICAN EQUITY INDEX (UK) D ACC	10.02
HSBC AMERICAN INDEX C ACC	8.49
VANGUARD FTSE DEVELOPED EUROPE EX-UK EQUITY INDEX INC GBP	7.93

Holdings	(%)
CHEYNE SELECT UCITS FUND PLC GLOBAL CREDIT GCD -IJ3 GBP	6.09
ISHARES EMERGING MARKETS EQUITY INDEX (UK) D ACC	5.92
EASTSPRING INV JAPAN DYNAMIC CG GBP	4.78
ASI UK SMALLER COMPANIES INST	4.75
FIDELITY INDEX PACIFIC EX JAPAN P ACC	3.21

* Data supplied by fund managers regarding fixed interests funds may not specify yield type. As the provision of redemption yield is an FCA regulatory requirement Novia assumes these are used.

Important Information

Performance details and yields are as at 30/09/2020. Performance figures are inclusive of net reinvested income. Source: FE. This document is designed only for professional investors and experienced advisers. The value of investments and the income gained may fluctuate. Investors may not get back the full amount invested. Past performance is not a guide to the future.