

TM Stonehage Fleming Opps B

Fund Information

Sector

IA UK All Companies

Manager's Name

Paul Mumford
Nick Burchett

Date Manager Appointed

May 1988

Launch Date

Feb 1988

Fund Size (£m)

£88.97

Yield* (See page2)

1.91 %

XD Dates

May 18, Nov 18

Last Distribution

18/05/20 (XD Date)

15/07/20 (Pay Date)

3.46(Distribution)

OCF

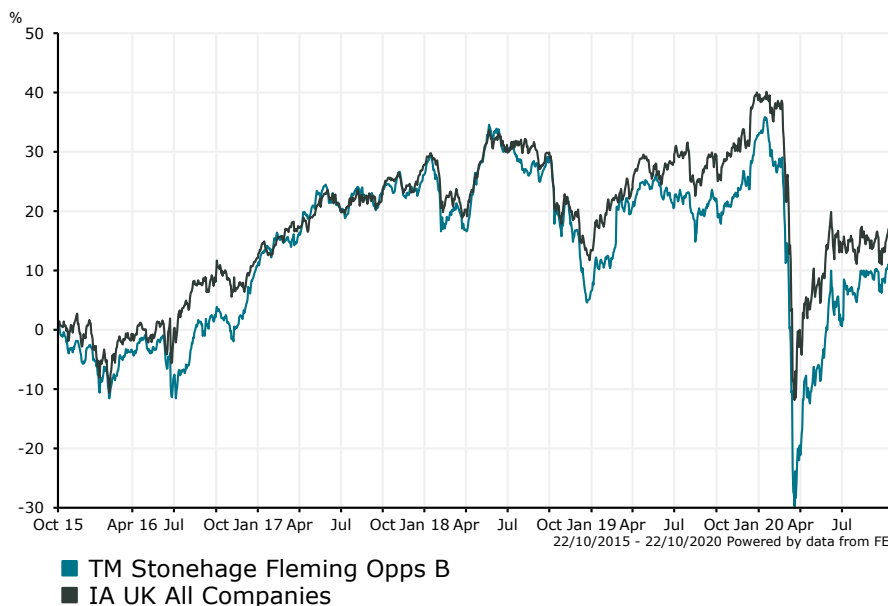
0.80 %

Fund Aim

The fund objective is to achieve long term capital growth.

Sector: IA UK All Companies

Performance



Discrete Performance - 12 months to 31/12/19

	2019	2018	2017	2016	2015
Fund	24.71	-15.58	13.89	13.55	10.30
Stock Sector Average	22.24	-11.19	13.99	10.82	4.86

Cumulative Performance to 30/09/20

	1 Yr	2 Yrs	3 Yrs	4 Yrs	5 Yrs
Fund	-11.25	-15.43	-12.06	6.15	10.62
Stock Sector Average	-12.76	-12.78	-7.95	4.61	16.90

Performance Analysis - Annualised 3 years

	Growth Rate %	Volatility	Alpha	Beta	Sharpe
Fund	-4.19	24.40	0.65	1.36	-0.02
Stock Sector Average	-2.72	16.89	0.00	1.00	-0.01

Morningstar Analyst Rating

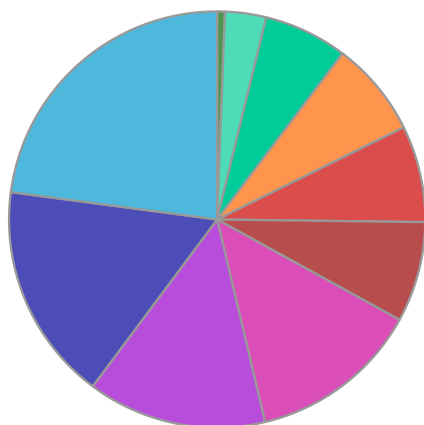
N/A

FE Crown Rating

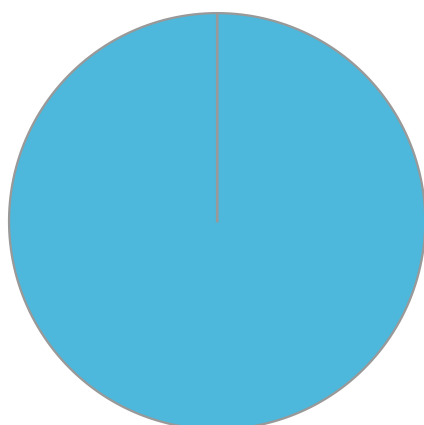


TM Stonehage Fleming Opps B

Fund Composition



	(%)
Energy	22.90
Industrials	16.90
Consumer Discretionary	13.90
Technology	13.30
Communications	7.80
Consumer Staples	7.50
Financials	7.40
Health Care	6.50
Materials	3.20
Others	0.60



	(%)
UK Equities	100.00

Largest Holdings

Holdings	(%)
ROCKROSE ENERGY PLC	6.60
SERICA ENERGY	3.90
ECKOH PLC	3.70
CLIPPER LOGISTICS PLC	3.70
LOK'N STORE GROUP	3.40

Holdings	(%)
EAGLE EYE SOLUTIONS LTD	3.20
BANGO	3.10
ANEXO GROUP PLC	2.70
MEDICA GROUP PLC	2.60
TT ELECTRONICS	2.50

* Data supplied by fund managers regarding fixed interests funds may not specify yield type. As the provision of redemption yield is an FCA regulatory requirement Novia assumes these are used.

Important Information

Performance details and yields are as at 30/09/2020. Performance figures are inclusive of net reinvested income. Source: FE. This document is designed only for professional investors and experienced advisers. The value of investments and the income gained may fluctuate. Investors may not get back the full amount invested. Past performance is not a guide to the future.