

M&G Global Dividend I Acc GBP

Fund Information

Sector

IA Global

Manager's Name

Stuart Rhodes

Date Manager Appointed

Jul 2008

Launch Date

Jul 2008

Fund Size (£m)

£2057.44

Yield* (See page2)

2.50 %

XD Dates

Jul 01, Apr 01, Jan 02, Oct 01

Last Distribution

01/07/20 (XD Date)

28/08/20 (Pay Date)

1.79(Distribution)

OCF

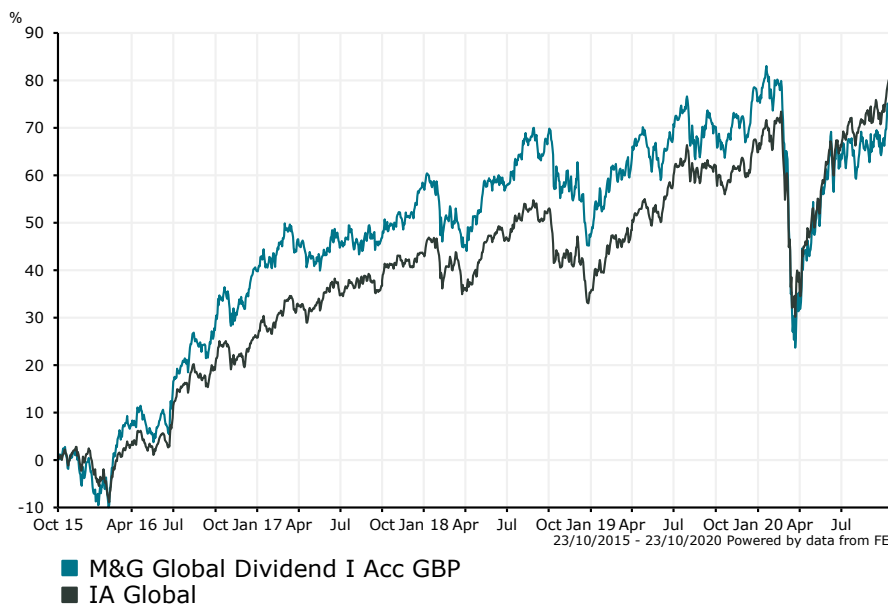
0.86 %

Fund Aim

The Fund has three aims: • to deliver an income stream that increases every year. • to deliver a yield above that available from the MSCI All Countries World Index over any five-year period. • to deliver a higher total return (the combination of income and growth of capital) than that of the MSCI All Countries World Index over any five-year period.

Sector: IA Global

Performance


Morningstar Analyst Rating

Silver

FE Crown Rating

Discrete Performance - 12 months to 31/12/19

	2019	2018	2017	2016	2015
Fund	19.42	-7.10	13.17	40.75	-6.83
Stock Sector Average	21.92	-5.72	14.02	23.33	2.77

Cumulative Performance to 30/09/20

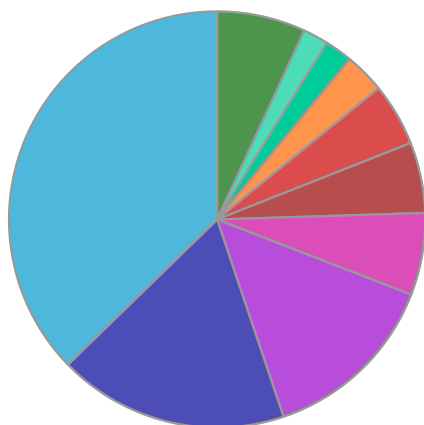
	1 Yr	2 Yrs	3 Yrs	4 Yrs	5 Yrs
Fund	-2.11	-1.16	13.41	30.68	77.84
Stock Sector Average	7.19	13.60	26.81	45.73	83.83

Performance Analysis - Annualised 3 years

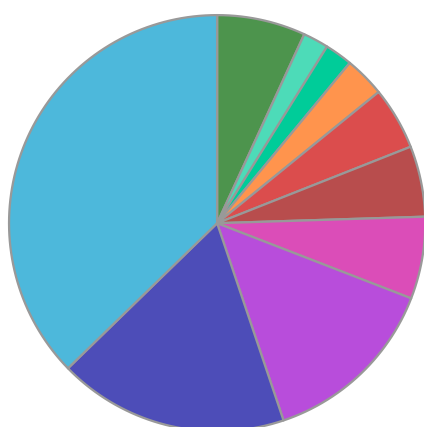
	Growth Rate %	Volatility	Alpha	Beta	Sharpe
Fund	4.28	17.73	-5.08	1.23	0.04
Stock Sector Average	8.24	13.76	0.00	1.00	0.34

M&G Global Dividend I Acc GBP

Fund Composition



	(%)
US Equities	37.28
Canadian Equities	17.89
UK Equities	13.95
Swiss Equities	6.38
Australian Equities	5.49
Danish Equities	4.87
Japanese Equities	3.14
Italian Equities	2.14
Irish Equities	1.98
Others	6.88



	(%)
USA	37.28
Canada	17.89
UK	13.95
Switzerland	6.38
Australia	5.49
Denmark	4.87
Japan	3.14
Italy	2.14
Ireland	1.98
Others	6.88

Largest Holdings

Holdings	(%)
GIBSON ENERGY INC	7.50
IMPERIAL BRANDS PLC	7.20
METHANEX CORP	5.80
KEYERA CORP	4.60
AMCOR PLC	3.90

Holdings	(%)
STANDARD LIFE ABERDEEN	3.90
ROCHE HLDG AG	3.70
TRINSEO S.A.	3.50
MICROSOFT CORP	3.40
BRISTOL MYERS SQUIBB SA	3.30

* Data supplied by fund managers regarding fixed interests funds may not specify yield type. As the provision of redemption yield is an FCA regulatory requirement Novia assumes these are used.

Important Information

Performance details and yields are as at 30/09/2020. Performance figures are inclusive of net reinvested income. Source: FE. This document is designed only for professional investors and experienced advisers. The value of investments and the income gained may fluctuate. Investors may not get back the full amount invested. Past performance is not a guide to the future.