

Stewart Investors AsPc&JpSt BGBP Ac
Fund Information
Sector

IA Asia Pacific Including Japan

Manager's Name

Douglas Ledingham

Date Manager Appointed

Sep 2019

Launch Date

Feb 2001

Fund Size (£m)

£554.02

Yield* (See page2)

1.12 %

XD Dates

Aug 03, Feb 03

Last Distribution

03/08/20 (XD Date)

30/09/20 (Pay Date)

22.76(Distribution)

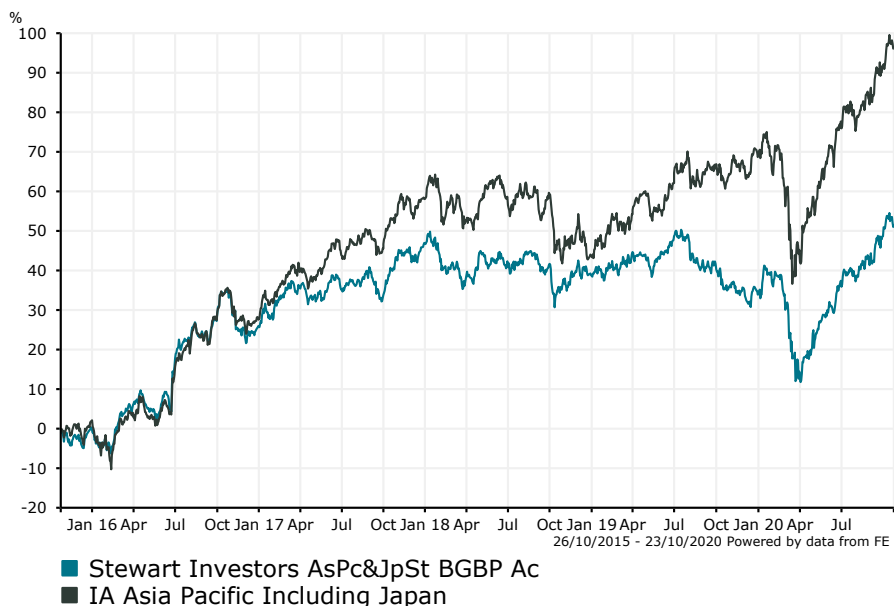
OCF

1.06 %

Fund Aim

The Fund aims to achieve capital growth over the long-term (five to seven years).

Sector: IA Asia Pacific Including Japan

Performance


Morningstar Analyst Rating
N/A

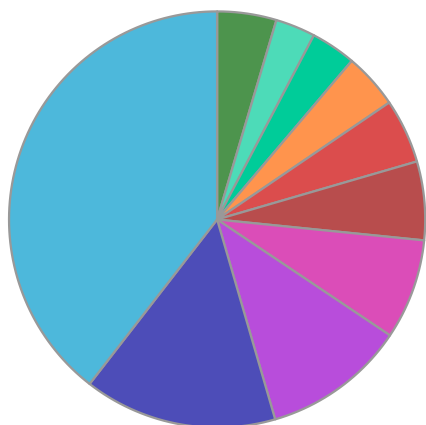
FE Crown Rating
👑👑👑👑👑

Discrete Performance - 12 months to 31/12/19					
	2019	2018	2017	2016	2015
Fund	-3.55	-5.55	16.74	25.52	0.55
Stock Sector Average	17.36	-9.07	23.82	25.40	4.43

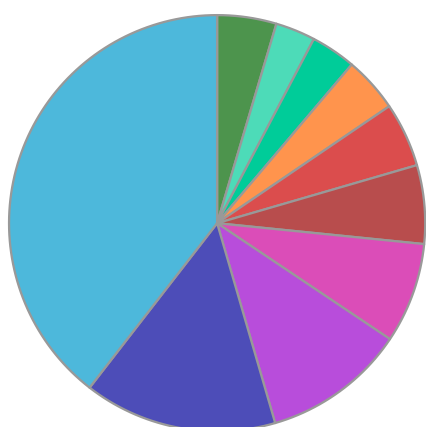
Cumulative Performance to 30/09/20					
	1 Yr	2 Yrs	3 Yrs	4 Yrs	5 Yrs
Fund	4.98	5.21	11.73	16.88	57.56
Stock Sector Average	15.36	19.77	31.37	50.05	106.62

Performance Analysis - Annualised 3 years					
	Growth Rate %	Volatility	Alpha	Beta	Sharpe
Fund	3.77	13.43	-3.34	0.80	0.02
Stock Sector Average	9.52	13.30	0.00	1.00	0.45

Fund Composition



	(%)
Indian Equities	39.50
Japanese Equities	15.00
Taiwanese Equities	11.10
Hong Kong Equities	7.80
Chinese Equities	6.10
Australian Equities	5.00
Money Market	4.30
Indonesian Equities	3.50
South Korean Equities	3.10
Others	4.60



	(%)
India	39.50
Japan	15.00
Taiwan	11.10
Hong Kong	7.80
China	6.10
Australia	5.00
Money Market	4.30
Indonesia	3.50
Korea	3.10
Others	4.60

Largest Holdings

Holdings	(%)
VITASOY INTERNATIONAL HOLDINGS	5.50
TATA CONSULTANCY SERVICES	4.90
HOYA CORP	4.60
UNICHARM CORP	4.20
VOLTRONIC POWER TECHNOLOGY CORP	3.80

Holdings	(%)
TATA CONSUMER PRODUCTS LTD	3.70
MAHINDRA & MAHINDRA	3.60
MARICO	3.50
HOUSING DEVELOPMENT FINANCE CORPORATION LIMITED	3.30
CSL	3.20

* Data supplied by fund managers regarding fixed interests funds may not specify yield type. As the provision of redemption yield is an FCA regulatory requirement Novia assumes these are used.

Important Information

Performance details and yields are as at 30/09/2020. Performance figures are inclusive of net reinvested income. Source: FE. This document is designed only for professional investors and experienced advisers. The value of investments and the income gained may fluctuate. Investors may not get back the full amount invested. Past performance is not a guide to the future.