

TB Amati UK Sm Cos B Acc

Fund Information

Sector

IA UK Smaller Companies

Manager's Name

 Dr. Paul Jourdan
 David Stevenson
 Anna Macdonald

Date Manager Appointed

Sep 2000

Launch Date

Jul 2008

Fund Size (£m)

£462.20

Yield* (See page2)

1.10 %

XD Dates

Aug 03, Feb 03

Last Distribution

 03/08/20 (XD Date)
 30/09/20 (Pay Date)
 0.67(Distribution)

OCF

0.89 %

Morningstar Analyst Rating

Bronze

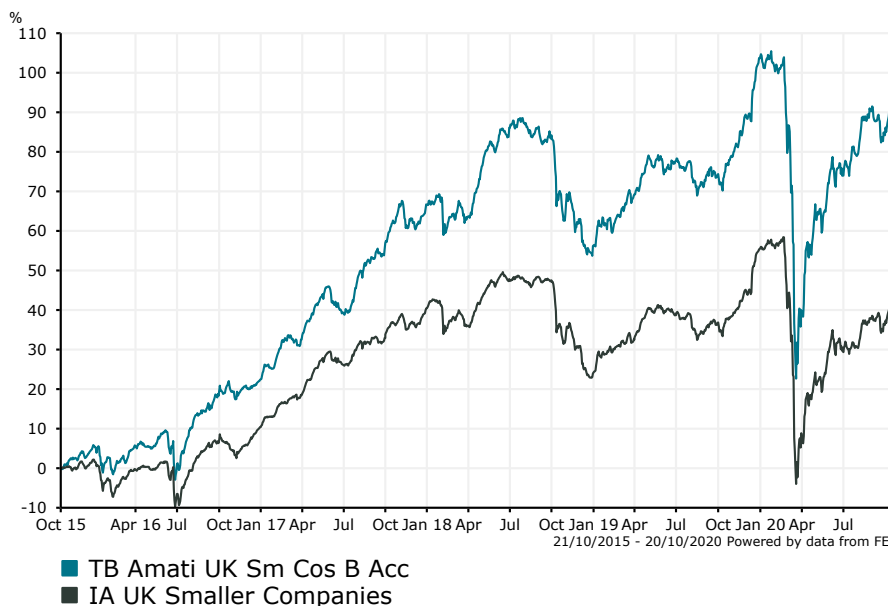
FE Crown Rating


Fund Aim

The Fund aims to achieve long-term capital growth. The Fund invests in UK smaller companies.

Sector: IA UK Smaller Companies

Performance



Discrete Performance - 12 months to 31/12/19

	2019	2018	2017	2016	2015
Fund	30.35	-6.31	36.23	15.61	23.22
Stock Sector Average	25.34	-11.70	27.18	8.05	14.86

Cumulative Performance to 30/09/20

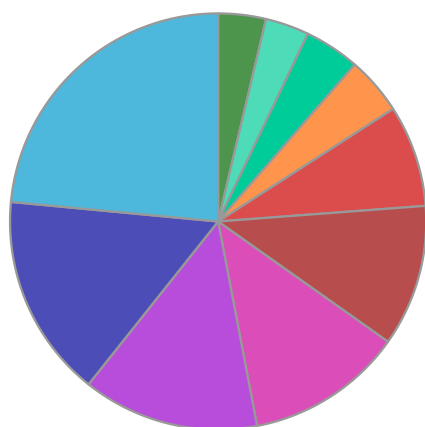
	1 Yr	2 Yrs	3 Yrs	4 Yrs	5 Yrs
Fund	5.77	0.46	18.52	55.73	86.95
Stock Sector Average	-0.37	-7.46	2.50	28.13	38.10

Performance Analysis - Annualised 3 years

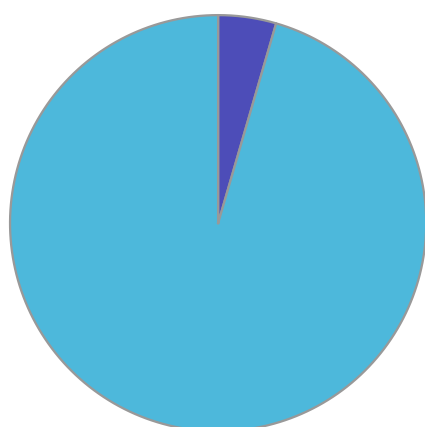
	Growth Rate %	Volatility	Alpha	Beta	Sharpe
Fund	5.83	22.34	5.13	1.08	0.10
Stock Sector Average	0.83	20.19	0.00	1.00	-0.01

TB Amati UK Sm Cos B Acc

Fund Composition



	(%)
Financials	23.50
Health Care	15.80
Consumer Goods	13.70
Industrials	12.20
Technology	11.00
Consumer Services	7.90
Money Market	4.50
Oil & Gas	4.30
Basic Materials	3.40
Others	3.70



	(%)
UK Equities	95.50
Money Market	4.50

Largest Holdings

Holdings	(%)
SDL	2.50
ONESAVINGS BANK PLC	2.50
GRAINGER PLC ORD 5P	2.30
SPIRENT COMMUNICATIONS	2.10
DECHRA PHARMACEUTICALS	2.10

Holdings	(%)
GEAR 4 MUSIC (HLDGS) LTD	2.10
OXFORD BIOMEDICA PLC	2.00
LIONTRUST ASSET MANAGEMENT PLC	2.00
INSPECS GROUP PLC	2.00
SOFTCAT PLC	2.00

* Data supplied by fund managers regarding fixed interests funds may not specify yield type. As the provision of redemption yield is an FCA regulatory requirement Novia assumes these are used.

Important Information

Performance details and yields are as at 30/09/2020. Performance figures are inclusive of net reinvested income. Source: FE. This document is designed only for professional investors and experienced advisers. The value of investments and the income gained may fluctuate. Investors may not get back the full amount invested. Past performance is not a guide to the future.