

Fidelity Asia Focus A £

Fund Information

Sector

Equity - Asia Pacific ex Japan

Manager's Name

Dhananjay Phadnis

Date Manager Appointed

Mar 2015

Launch Date

Jun 2006

Fund Size(£m)

£2776.35

Yield* (See page2)

0.00 %

XD Dates

Aug 03

Last Distribution

03/08/20 (XD Date)

10/08/20 (Pay Date)

0.01(Distribution)

OCF

1.93 %

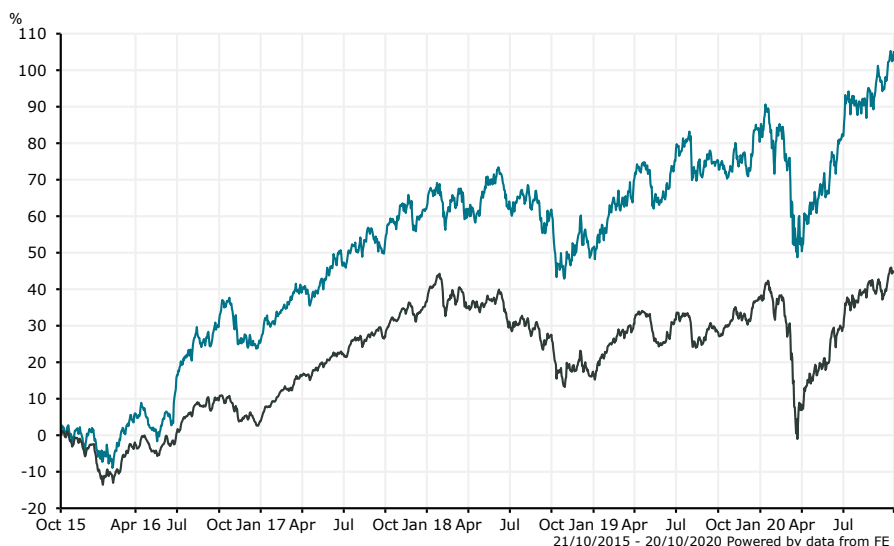
Fund Aim

The fund invests principally in equity securities quoted on stock exchanges in Asia excluding Japan.

This region includes certain countries considered to be emerging markets. The fund may invest its net assets directly in China A and B Shares.

Sector: Equity - Asia Pacific ex Japan

Performance



■ Fidelity Asia Focus A £
■ Equity - Asia Pacific ex Japan

Morningstar Analyst Rating

Bronze

FE Crown Rating

Discrete Performance - 12 months to 31/12/19

	2019	2018	2017	2016	2015
Fund	19.27	-6.61	29.25	23.34	-2.30
Stock Sector Average	16.87	-14.04	31.56	6.44	-6.76

Cumulative Performance to 30/09/20

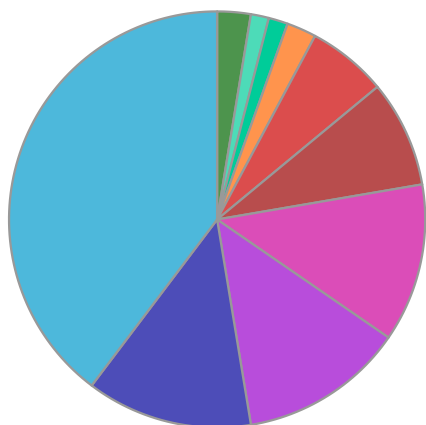
	1 Yr	2 Yrs	3 Yrs	4 Yrs	5 Yrs
Fund	12.03	21.72	29.69	51.63	108.64
Stock Sector Average	8.47	9.15	9.58	27.07	49.53

Performance Analysis - Annualised 3 years

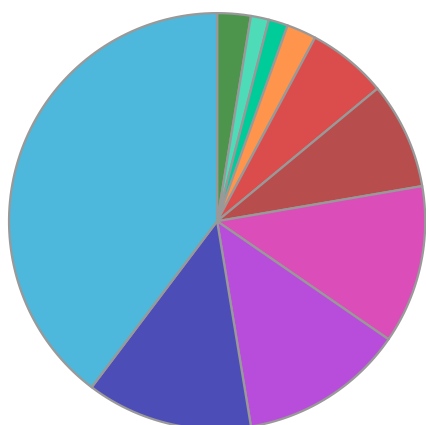
	Growth Rate %	Volatility	Alpha	Beta	Sharpe
Fund	9.05	14.86	6.36	0.82	0.37
Stock Sector Average	3.10	16.53	0.00	1.00	0.00

Fidelity Asia Focus A £

Fund Composition



	(%)
Chinese Equities	39.70
South Korean Equities	12.90
Indian Equities	12.80
Hong Kong Equities	12.30
Taiwanese Equities	8.30
Money Market	6.20
Indonesian Equities	2.30
Thai Equities	1.50
Asia Pacific Emerging Equities	1.40
Others	2.60



	(%)
China	39.70
Korea	12.90
India	12.80
Hong Kong	12.30
Taiwan	8.30
Money Market	6.20
Indonesia	2.30
Thailand	1.50
Vietnam	1.40
Others	2.60

Largest Holdings

Holdings	(%)
ALIBABA GROUP HLDG LTD	9.70
TAIWAN SEMICONDUCTOR MANUFACTURING	7.20
TENCENT HLDGS LTD	7.20
SAMSUNG ELECTRONICS CO	6.60
AIA GROUP LTD	6.40

Holdings	(%)
PING AN INSURANCE(GR)CO OF CHINA	3.20
INFOSYS	2.40
SK HYNIX INC	2.20
RELIANCE INDUSTRIES	2.00
HONG KONG EXCHANGES & CLEARING	2.00

* Data supplied by fund managers regarding fixed interests funds may not specify yield type. As the provision of redemption yield is an FCA regulatory requirement Novia assumes these are used.

Important Information

Performance details and yields are as at 30/09/2020. Performance figures are inclusive of net reinvested income. Source: FE. This document is designed only for professional investors and experienced advisers. The value of investments and the income gained may fluctuate. Investors may not get back the full amount invested. Past performance is not a guide to the future.