

Fidelity America A GBP

Fund Information

Sector
Equity - USA

Manager's Name
Angel Agudo

Date Manager Appointed
Jun 2014

Launch Date
Jun 2006

Fund Size (£m)
£2058.00


Yield* (See page2)
0.00 %

XD Dates
N/A

Last Distribution
N/A (XD Date)
N/A (Pay Date)
N/A (Distribution)

OCF
1.89 %

Morningstar Analyst Rating
Neutral

FE Crown Rating


Fund Aim

Investment Objective The Fund aims to increase the value of your investment over a period of 5 years or more. **Investment Policy** The Fund will invest at least 70% in equities (and their related securities) of US companies (those domiciled, incorporated or having significant business in the US and those which are listed in the US) which are selected by the Investment Manager based on both qualitative and quantitative criteria. The Fund is actively managed without reference to a benchmark. The Fund may also invest into other transferable securities, collective investment schemes, money market instruments, cash and deposits and is also able to use derivatives for efficient portfolio management. **Performance Benchmark** The Fund's performance can be compared to the S&P 500 (NUK) Index as the index constituents are representative of the type of companies the Fund invests in. NUK means Net Total Return (WHT 15%). NUK is a customised index variant, designed and maintained by S&P, which aligns more closely with this Fund's withholding tax treatment. Many funds sold in the UK are grouped into sectors by the Investment Association (the trade body that represents UK Investment Managers) to facilitate comparison between funds with broadly similar characteristics. This Fund is classified in the IA North America sector. Performance data on funds within this sector may be prepared and published by data providers and will be used when evaluating the performance of this Fund. The IA sector most closely reflects the combination of assets in the Fund.

Sector: Equity - USA

Performance



■ Fidelity America A GBP
■ Equity - USA

Discrete Performance - 12 months to 31/12/19

	2019	2018	2017	2016	2015
Fund	6.62	-1.24	-0.09	30.57	6.35
Stock Sector Average	27.26	-6.52	16.78	8.86	-1.57

Cumulative Performance to 30/09/20

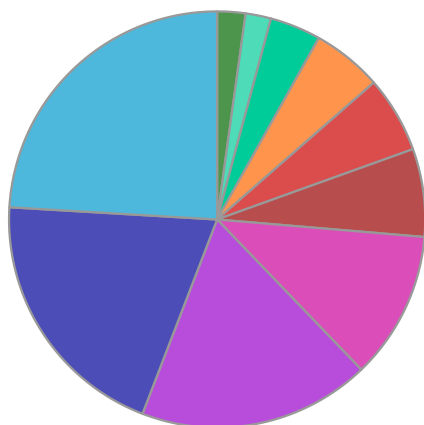
	1 Yr	2 Yrs	3 Yrs	4 Yrs	5 Yrs
Fund	-13.05	-12.38	-0.36	5.07	38.39
Stock Sector Average	11.57	13.41	30.77	51.19	66.98

Performance Analysis - Annualised 3 years

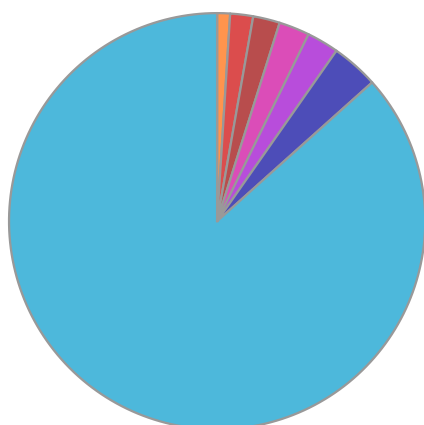
	Growth Rate %	Volatility	Alpha	Beta	Sharpe
Fund	-0.12	14.47	-6.07	0.68	-0.01

Fidelity America A GBP

Fund Composition



	(%)
Financials	24.06
Information Technology	20.10
Health Care	18.02
Telecommunications Utilities	11.48
Consumer Goods	6.83
Energy	5.94
Consumer Staples	5.44
Industrials	3.96
Utilities	1.98
Others	2.19



	(%)
US Equities	86.62
Canadian Equities	3.66
Israeli Equities	2.48
Dutch Equities	2.38
UK Equities	2.08
Swedish Equities	1.78
Money Market	1.00

Largest Holdings

Holdings	(%)
BERKSHIRE HATHAWAY INC	6.80
ORACLE CORP	5.20
WILLIS TOWERS WATSON PLC	4.40
T-MOBILE US INC	3.50
AMERISOURCEBERGEN CORP	3.40

Holdings	(%)
MCKESSON CORP	3.30
LIBERTY GLOBAL INC	3.10
MORGAN STANLEY	3.00
WELLS FARGO & CO	3.00
DOLLAR TREE INC	2.90

* Data supplied by fund managers regarding fixed interests funds may not specify yield type. As the provision of redemption yield is an FCA regulatory requirement Novia assumes these are used.

Important Information

Performance details and yields are as at 30/09/2020. Performance figures are inclusive of net reinvested income. Source: FE. This document is designed only for professional investors and experienced advisers. The value of investments and the income gained may fluctuate. Investors may not get back the full amount invested. Past performance is not a guide to the future.