

## Aviva Inv High Yield Bond 2 Inc

### Fund Information

**Sector**

IA Sterling High Yield

**Manager's Name**

 Chris Higham  
 Sunita Kara

**Date Manager Appointed**

Nov 2012

**Launch Date**

Sep 2008

**Fund Size(£m)**

£73.46

**Yield\*** (See page2)

3.39 %

**XD Dates**

Jul 16, Apr 16, Jan 16, Oct 16

**Last Distribution**

16/07/20 (XD Date)

15/09/20 (Pay Date)

0.91(Distribution)

**OCF**

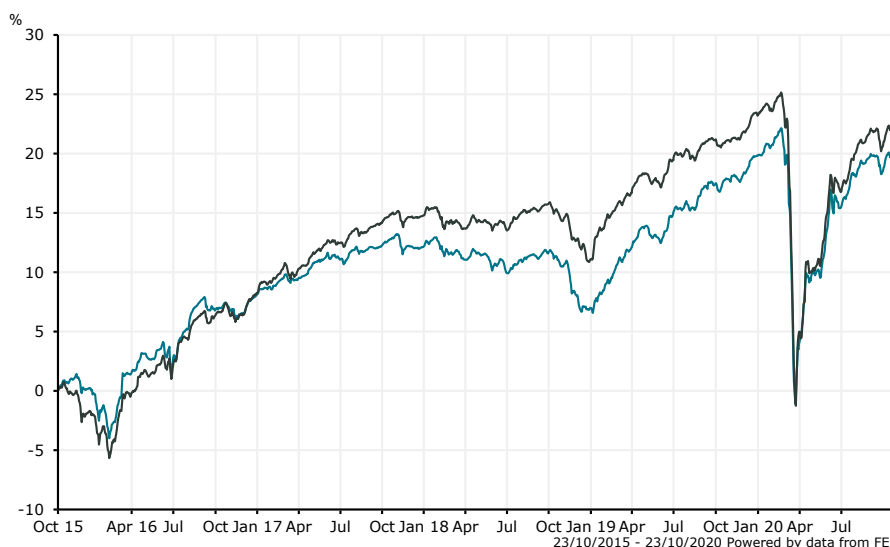
0.64 %

### Fund Aim

To grow your investment through a combination of income and capital returns, whilst aiming to provide a net return greater than that of the benchmark over the long term (5 years or more) (after charges and taxes). Benchmark: Bloomberg Barclays Pan European High Yield Index 2% Issuer Capped (Sterling Hedged).

**Sector:** IA Sterling High Yield

### Performance



■ Aviva Inv High Yield Bond 2 Inc  
 ■ IA Sterling High Yield

**Morningstar Analyst Rating**

N/A

**FE Crown Rating**

**Discrete Performance - 12 months to 31/12/19**

	2019	2018	2017	2016	2015
Fund	11.96	-4.56	3.74	7.82	3.38
Stock Sector Average	10.91	-3.23	6.05	10.09	-0.66

**Cumulative Performance to 30/09/20**

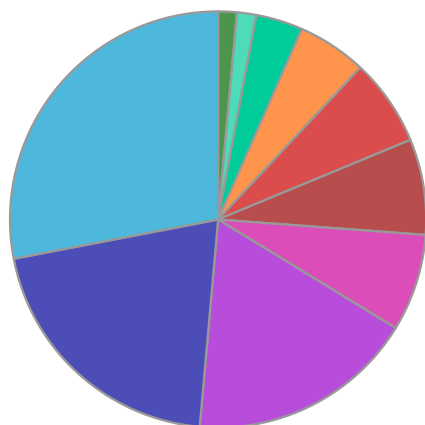
	1 Yr	2 Yrs	3 Yrs	4 Yrs	5 Yrs
Fund	0.93	6.22	5.63	10.99	20.51
Stock Sector Average	-0.41	4.24	5.68	13.48	23.08

**Performance Analysis - Annualised 3 years**

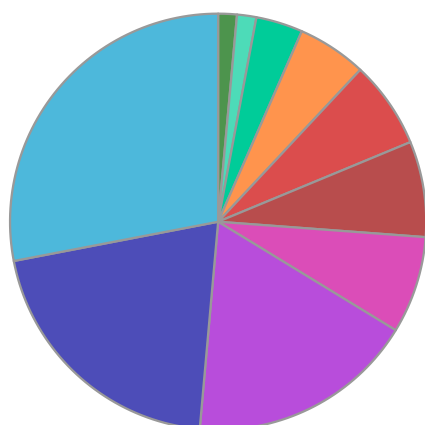
	Growth Rate %	Volatility	Alpha	Beta	Sharpe
Fund	1.84	9.25	0.10	0.92	0.00
Stock Sector Average	1.86	9.89	0.00	1.00	0.00

**Aviva Inv High Yield Bond 2 Inc**

**Fund Composition**



	(%)
UK High Yield Fixed Interest	28.02
US High Yield Fixed Interest	20.57
Italian High Yield Fixed Interest	17.68
Other International High Yield Fixed Interest	7.55
French High Yield Fixed Interest	7.43
German High Yield Fixed Interest	6.78
Dutch High Yield Fixed Interest	5.38
Spanish High Yield Fixed Interest	3.64
Japanese High Yield Fixed Interest	1.50
Irish High Yield Fixed Interest	1.45



	(%)
UK	28.02
USA	20.57
Italy	17.68
Others	7.55
France	7.43
Germany	6.78
Netherlands	5.38
Spain	3.64
Japan	1.50
Ireland	1.45

**Largest Holdings**

Holdings	(%)
EURO-BUND 12/08/2020	4.56
SPIRIT ISSUER PLC 5.47%	3.52
TELECOM ITALIA S.P.A. 5.88%	3.28
GREENE KING FINANCE PLC.	3.05
NWEN FINANCE PLC 5.88%	2.56

Holdings	(%)
EURO-BOBL 12/08/2020	2.41
VODAFONE GROUP PLC	2.39
VIRGIN MEDIA SEC FINANCE PLC 5%	2.07
ENEL - SOCIETA PER AZIONI	2.05
LONG GILT FUTURE DEC 20 31/12/2020	2.05

\* Data supplied by fund managers regarding fixed interests funds may not specify yield type. As the provision of redemption yield is an FCA regulatory requirement Novia assumes these are used.

**Important Information**

Performance details and yields are as at 30/09/2020. Performance figures are inclusive of net reinvested income. Source: FE. This document is designed only for professional investors and experienced advisers. The value of investments and the income gained may fluctuate. Investors may not get back the full amount invested. Past performance is not a guide to the future.