

**Brown Advisory US Sm Cos B GBP**
**Fund Information**
**Sector**

Equity - Small Cap USA

**Manager's Name**

Christopher A Berrier

**Date Manager Appointed**

Nov 2007

**Launch Date**

Jun 2015

**Fund Size (£m)**

£506.96

**Yield\*** (See page2)

0.49 %

**XD Dates**

Nov 01

**Last Distribution**

01/11/19 (XD Date)

01/11/19 (Pay Date)

0.00(Distribution)

**OCF**

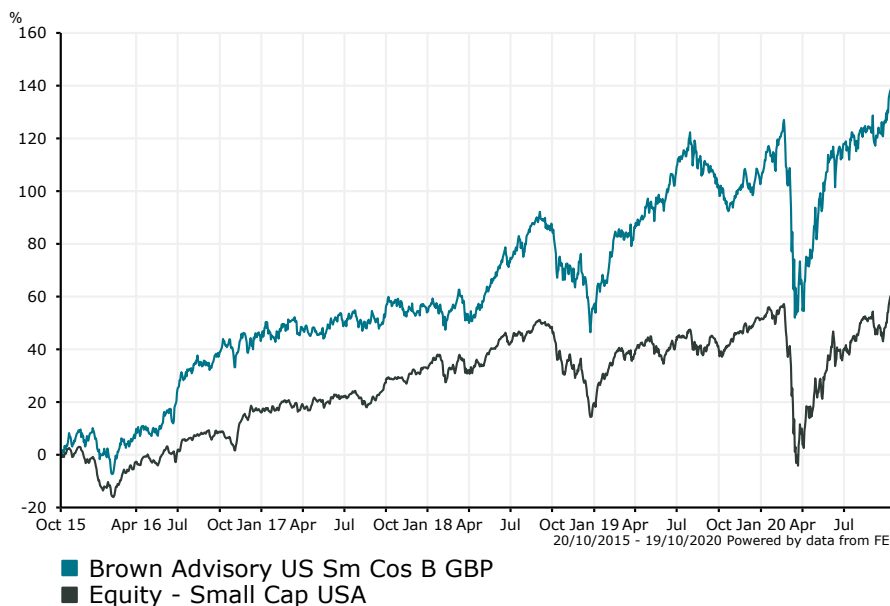
0.89 %

**Fund Aim**

The Fund aims to achieve capital appreciation by investing in a concentrated portfolio of small-cap U.S. equities of above average growth, sound management and favourable competitive positioning.

Through our disciplined, bottom-up investment process, we strive to exploit market inefficiencies in the small-cap universe.

**Sector:** Equity - Small Cap USA

**Performance**


**Morningstar Analyst Rating**  
N/A

**FE Crown Rating**  
★★★★★

**Discrete Performance - 12 months to 31/12/19**

	2019	2018	2017	2016	2015
Fund	29.49	1.63	7.59	31.70	13.72
Stock Sector Average	26.53	-9.91	14.17	18.31	-4.12

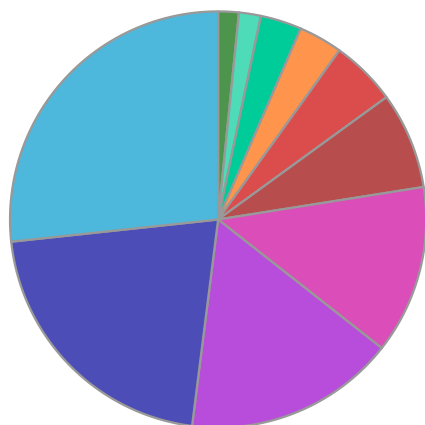
**Cumulative Performance to 30/09/20**

	1 Yr	2 Yrs	3 Yrs	4 Yrs	5 Yrs
Fund	11.66	20.41	47.78	63.77	132.30
Stock Sector Average	4.90	-0.14	16.42	36.68	56.03

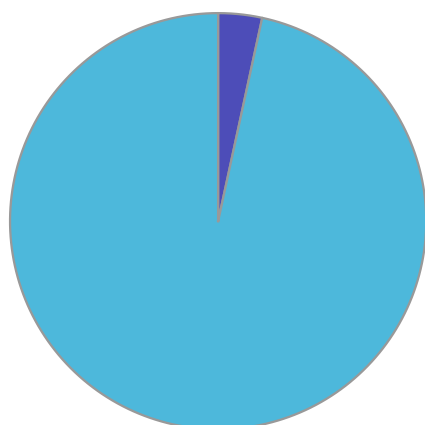
**Performance Analysis - Annualised 3 years**

	Growth Rate %	Volatility	Alpha	Beta	Sharpe
Fund	13.90	21.09	9.30	0.85	0.49
Stock Sector Average	5.20	21.81	0.00	1.00	0.08

## Fund Composition



	(%)
Information Technology	26.70
Health Care	21.30
Industrials	16.40
Consumer Discretionary	13.10
Communications	7.50
Consumer Staples	5.10
Money Market	3.40
Financials	3.20
Real Estate	1.70
Others	1.60



	(%)
US Equities	96.60
Money Market	3.40

## Largest Holdings

Holdings	(%)
CHARLES RIVER LABORATORIES	3.50
GENPACT	3.50
GCI LIBERTY INC	3.40
WASTE CONNECTIONS INC	3.30
ZYNGA INC	3.30

Holdings	(%)
IAA INC	3.10
HAIN CELESTIAL GROUP INC	3.00
NEOGENOMICS INC	2.70
BRIGHT HORIZONS FAMILY SOLUTIONS, INC.	2.70
SITEONE LANDSCAPE SUPPLY INC.	2.60

\* Data supplied by fund managers regarding fixed interests funds may not specify yield type. As the provision of redemption yield is an FCA regulatory requirement Novia assumes these are used.

## Important Information

Performance details and yields are as at 30/09/2020. Performance figures are inclusive of net reinvested income. Source: FE. This document is designed only for professional investors and experienced advisers. The value of investments and the income gained may fluctuate. Investors may not get back the full amount invested. Past performance is not a guide to the future.