

ASI UK Equity I Acc

Fund Information

Sector

IA UK All Companies

Manager's Name

 Louise Kernohan
 Andrew Millington

Date Manager Appointed

Jan 2018

Launch Date

Dec 2005

Fund Size (£m)

£427.58

Yield* (See page2)

1.00 %

XD Dates

Feb 03, Aug 01

Last Distribution

03/02/20 (XD Date)

30/04/20 (Pay Date)

1.37(Distribution)

OCF

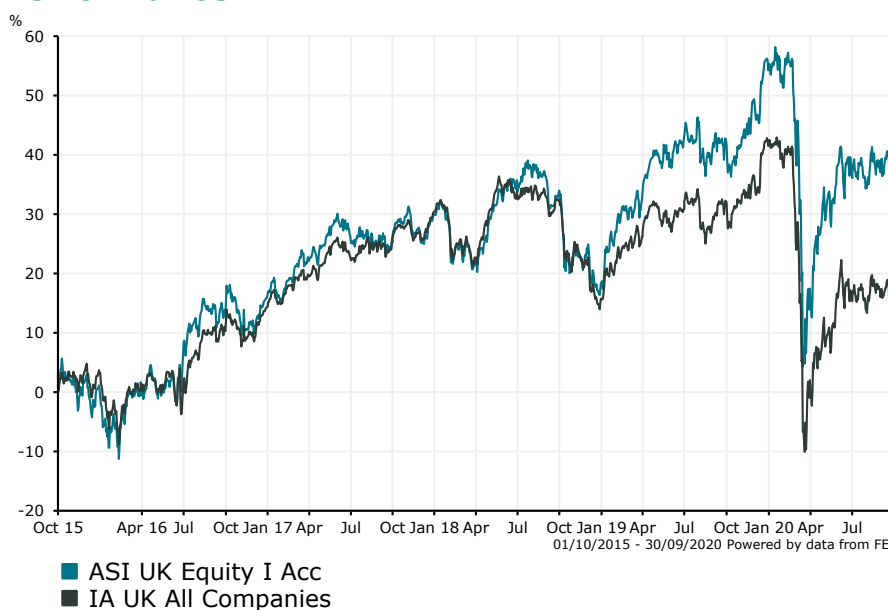
0.85 %

Fund Aim

To generate growth over the long term (5 years or more) by investing in UK equities (company shares). Please note: Our factsheets will be fully updated to reflect the 7 August 2019 changes to the Investment Objective and Policy, including benchmark use, shortly. In the interim, please see the KIID which can be found at <https://www.aberdeenstandard.com/en/uk/investor/fund-centre#literature> for full up to date information.

Sector: IA UK All Companies

Performance


Morningstar Analyst Rating

N/A

FE Crown Rating


Discrete Performance - 12 months to 31/12/19

| | 2019 | 2018 | 2017 | 2016 | 2015 |
|----------------------|-------|--------|-------|-------|-------|
| Fund | 30.26 | -8.91 | 12.13 | 15.54 | -3.38 |
| Stock Sector Average | 22.24 | -11.19 | 13.99 | 10.82 | 4.86 |

Cumulative Performance to 30/09/20

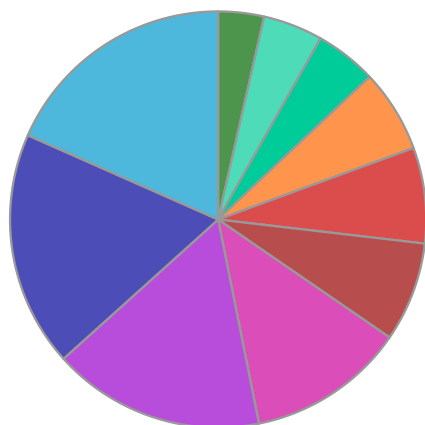
| | 1 Yr | 2 Yrs | 3 Yrs | 4 Yrs | 5 Yrs |
|----------------------|--------|--------|-------|-------|-------|
| Fund | -3.01 | 3.46 | 9.83 | 22.31 | 41.06 |
| Stock Sector Average | -12.76 | -12.78 | -7.95 | 4.61 | 16.90 |

Performance Analysis - Annualised 3 years

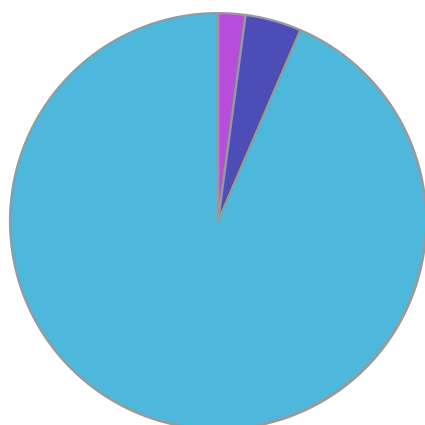
| | Growth Rate % | Volatility | Alpha | Beta | Sharpe |
|----------------------|---------------|------------|-------|------|--------|
| Fund | 3.17 | 17.25 | 6.04 | 0.99 | 0.00 |
| Stock Sector Average | -2.72 | 16.89 | 0.00 | 1.00 | -0.01 |

ASI UK Equity I Acc

Fund Composition



| | (%) |
|------------------------|-------|
| Financials | 18.37 |
| Health Care | 18.30 |
| Industrials | 16.48 |
| Consumer Staples | 12.27 |
| Consumer Discretionary | 7.74 |
| Others | 7.43 |
| Communications | 6.44 |
| Materials | 4.78 |
| Information Technology | 4.65 |
| Others | 3.55 |



| | (%) |
|-------------------------|-------|
| UK Equities | 93.52 |
| Cash & Cash Equivalents | 4.37 |
| Swiss Equities | 2.11 |

Largest Holdings

| Holdings | (%) |
|-----------------|------|
| ASTRAZENECA PLC | 7.00 |
| AVEVA GROUP | 4.70 |
| PRUDENTIAL PLC | 4.00 |
| RELX PLC | 4.00 |
| DIAGEO | 3.90 |

| Holdings | (%) |
|-----------------------------|------|
| GENUS PLC | 3.20 |
| ASHMORE GROUP PLC | 3.20 |
| LONDON STOCK EXCHANGE GROUP | 3.20 |
| CRODA INTERNATIONAL PLC | 3.00 |
| CLOSE BROS GROUP PLC | 3.00 |

* Data supplied by fund managers regarding fixed interests funds may not specify yield type. As the provision of redemption yield is an FCA regulatory requirement Novia assumes these are used.

Important Information

Performance details and yields are as at 30/09/2020. Performance figures are inclusive of net reinvested income. Source: FE. This document is designed only for professional investors and experienced advisers. The value of investments and the income gained may fluctuate. Investors may not get back the full amount invested. Past performance is not a guide to the future.