

## ASI Europe ex UK Equity I Acc

### Fund Information

**Sector**

IA Europe Excluding UK

**Manager's Name**

 Ben Ritchie  
 Kurt Cruickshank  
 Roseanna Ivory

**Date Manager Appointed**

Sep 2015

**Launch Date**

Oct 2009

**Fund Size (£m)**

£406.81

**Yield\*** (See page2)

0.40 %

**XD Dates**

Aug 01

**Last Distribution**

 01/08/19 (XD Date)  
 31/10/19 (Pay Date)  
 1.54(Distribution)

**OCF**

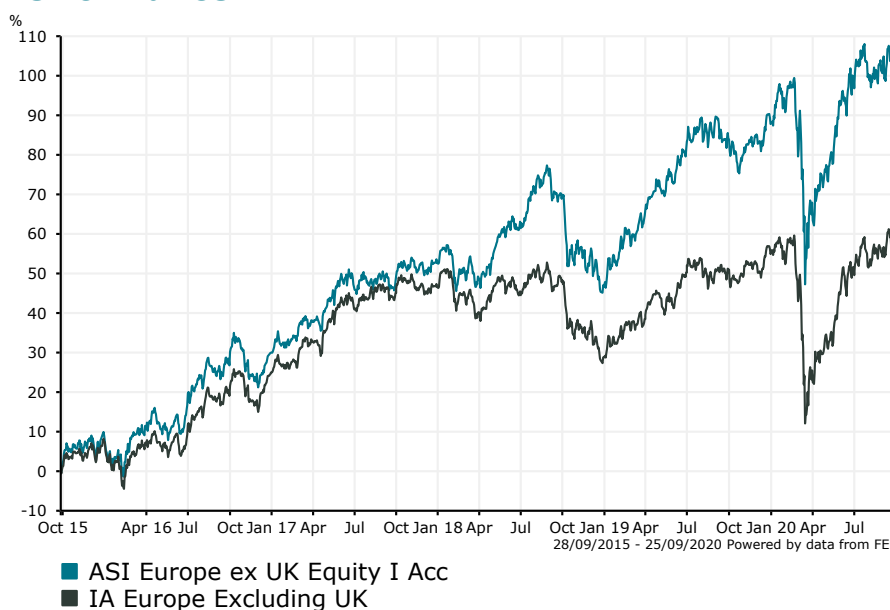
0.87 %

### Fund Aim

To generate growth over the long term (5 years or more) by investing in European equities (company shares). Please note: Our factsheets will be fully updated to reflect the 7 August 2019 changes to the Investment Objective and Policy, including benchmark use, shortly. In the interim, please see the KIID which can be found at <https://www.aberdeenstandard.com/en/uk/investor/fund-centre#literature> for full up to date information.

**Sector:** IA Europe Excluding UK

### Performance



**Morningstar Analyst Rating**  
N/A

**FE Crown Rating**  
★★★★★

#### Discrete Performance - 12 months to 31/12/19

	2019	2018	2017	2016	2015
Fund	28.04	-3.92	17.44	19.30	4.40
Stock Sector Average	20.33	-12.16	17.29	16.41	9.27

#### Cumulative Performance to 31/08/20

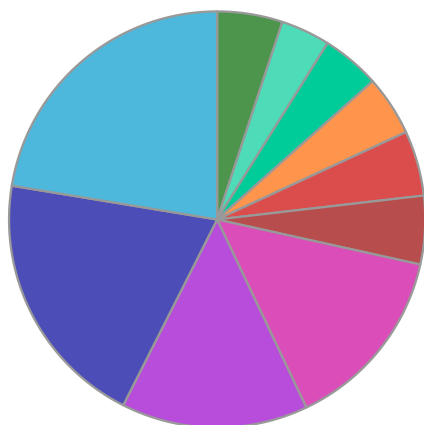
	1 Yr	2 Yrs	3 Yrs	4 Yrs	5 Yrs
Fund	6.70	15.23	34.71	60.85	94.13
Stock Sector Average	3.23	3.51	6.12	31.06	50.76

#### Performance Analysis - Annualised 3 years

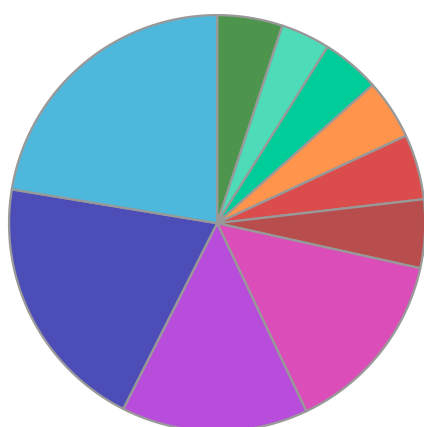
	Growth Rate %	Volatility	Alpha	Beta	Sharpe
Fund	10.44	12.92	8.67	0.82	0.54
Stock Sector Average	2.00	14.05	0.00	1.00	0.00

**ASI Europe ex UK Equity I Acc**

**Fund Composition**



	(%)
German Equities	22.40
French Equities	20.15
Swiss Equities	14.50
Dutch Equities	14.48
Danish Equities	5.31
Swedish Equities	5.06
Italian Equities	4.66
Chinese Equities	4.53
Irish Equities	3.83
Others	5.08



	(%)
Germany	22.40
France	20.15
Switzerland	14.50
Netherlands	14.48
Denmark	5.31
Sweden	5.06
Italy	4.66
China	4.53
Ireland	3.83
Others	5.08

**Largest Holdings**

Holdings	(%)
ASML HOLDING NV	5.80
NESTLE SA	5.60
NOVO-NORDISK AS	5.30
SAP SE	5.10
DEUTSCHE BORSE AG	4.80

Holdings	(%)
UBISOFT ENTERTAINMENT	4.60
PROSUS N.V.	4.50
PERNOD-RICARD	3.90
KERRY GROUP PLC	3.80
HEINEKEN NV	3.60

\* Data supplied by fund managers regarding fixed interests funds may not specify yield type. As the provision of redemption yield is an FCA regulatory requirement Novia assumes these are used.

**Important Information**

Performance details and yields are as at 31/08/2020. Performance figures are inclusive of net reinvested income. Source: FE. This document is designed only for professional investors and experienced advisers. The value of investments and the income gained may fluctuate. Investors may not get back the full amount invested. Past performance is not a guide to the future.