

Aberdeen Std SCIWorldCrBd XH A£
Fund Information
Sector

Fixed Int - Global

Manager's Name

Rich Smith

Date Manager Appointed

Nov 2015

Launch Date

Nov 2015

Fund Size(£m)

£28.33

Yield* (See page2)

2.00 %

XD Dates

N/A

Last Distribution

N/A (XD Date)

N/A (Pay Date)

N/A(Distribution)

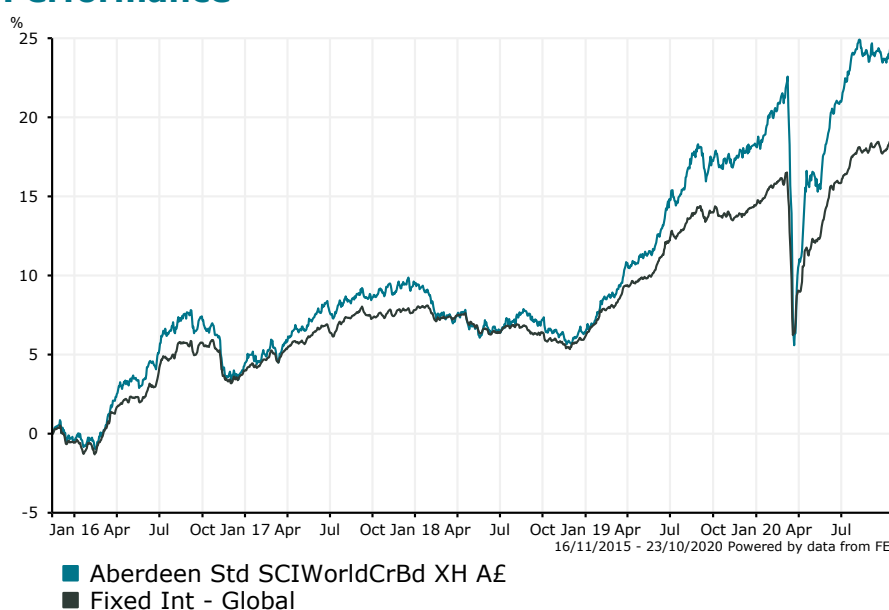
OCF

0.68 %

Fund Aim

The Fund's investment objective is long-term total return to be achieved by investing at least two-thirds of the Fund's assets in Debt and Debt-Related Securities issued by corporations (including government-owned corporations) worldwide. The Fund may utilise financial derivative instruments for hedging and/ or investment purposes, or to manage foreign exchange risks, subject to the conditions and within the limits laid down by applicable laws and regulations. Without limiting the generality of the foregoing, the Investment Adviser may alter the currency exposure of the Fund, solely through the use of derivative contracts (without buying or selling underlying Transferable Securities or currencies). Furthermore, the Fund's portfolio may be fully or partially hedged back to the Base Currency if, in the opinion of the Investment Adviser, this is believed to be appropriate.

Sector: Fixed Int - Global

Performance


Morningstar Analyst Rating

N/A

FE Crown Rating

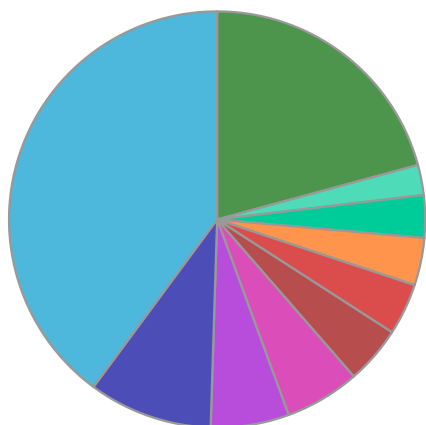
★★★★★

Discrete Performance - 12 months to 31/12/19					
	2019	2018	2017	2016	2015
Fund	11.13	-2.85	4.97	4.83	-
Stock Sector Average	7.84	-1.59	3.67	4.59	-1.64

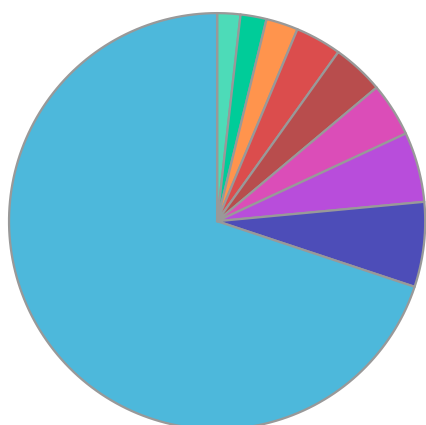
Cumulative Performance to 30/09/20					
	1 Yr	2 Yrs	3 Yrs	4 Yrs	5 Yrs
Fund	5.50	15.42	13.94	15.17	-
Stock Sector Average	3.35	10.72	9.80	11.40	18.33

Performance Analysis - Annualised 3 years					
	Growth Rate %	Volatility	Alpha	Beta	Sharpe
Fund	4.45	6.96	-0.22	1.50	0.14
Stock Sector Average	3.16	4.51	0.00	1.00	0.00

Fund Composition



	(%)
US Corporate Fixed Interest	39.88
UK Corporate Fixed Interest	9.63
Chinese Corporate Fixed Interest	6.08
Futures	5.82
French Corporate Fixed Interest	4.48
Dutch Corporate Fixed Interest	4.01
German Corporate Fixed Interest	3.69
Mexican Corporate Fixed Interest	3.30
US Government Fixed Interest	2.34
Others	20.78



	(%)
USA	78.15
Germany	7.37
China	6.08
Mexico	4.67
France	4.48
Netherlands	4.01
UK	2.78
Indonesia	2.26
International	2.01
Others	-11.80

Largest Holdings

Holdings	(%)
UNITED STATES OF AMER TREAS NOTES 1.25% TNT 15/05/50 USD100	1.50
CHINA OIL & GAS GROUP LTD 5.5% BDS 25/01/23 USD200000	1.10
FCA BANK SPA 1.625% MTN 29/09/21 GBP100000	0.90
BARCLAYS PLC 2.375% RESET NTS 06/10/23 GBP100000	0.90
CNOOC FINANCE 2015 AU 4.375% NTS 02/05/28 USD200000	0.90

Holdings	(%)
MEXICO(UNITED MEXICAN STATES) 1.625% BDS 08/04/26 EUR100000	0.90
SAUDI ARABIAN OIL CO 3.5% NTS 16/04/29 USD200000 144A	0.90
SUZANO AUSTRIA GMBH 5.75% BDS 14/07/26 USD200000 REG S	0.80
QATAR(STATE OF) 3.75% BDS 16/04/30 USD200000	0.80
GELF BOND ISSUER I 1.125% 18/07/29	0.80

* Data supplied by fund managers regarding fixed interests funds may not specify yield type. As the provision of redemption yield is an FCA regulatory requirement Novia assumes these are used.

Important Information

Performance details and yields are as at 30/09/2020. Performance figures are inclusive of net reinvested income. Source: FE. This document is designed only for professional investors and experienced advisers. The value of investments and the income gained may fluctuate. Investors may not get back the full amount invested. Past performance is not a guide to the future.