

JPM Emerging Markets B Acc

Fund Information

Sector

IA Global Emerging Markets

Manager's Name

 Austin Forey
 Leon Eidelman

Date Manager Appointed

Jul 1997

Launch Date

Dec 2008

Fund Size(£m)

£2555.12

Yield* (See page2)

0.59 %

XD Dates

Feb 03

Last Distribution

03/02/20 (XD Date)

30/04/20 (Pay Date)

2.51(Distribution)

OCF

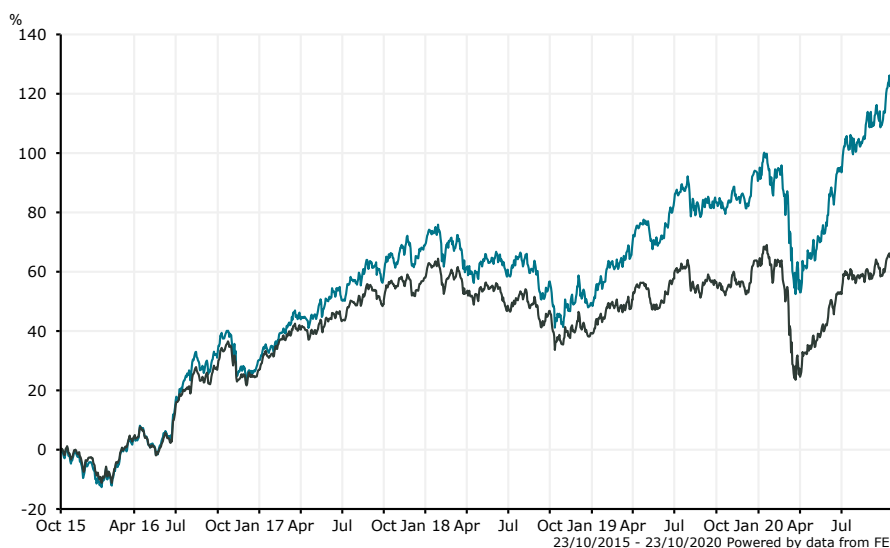
1.09 %

Fund Aim

To provide long term capital growth by investing primarily in equity and equity-linked securities of emerging arkets companies.

Sector: IA Global Emerging Markets

Performance



■ JPM Emerging Markets B Acc
 ■ IA Global Emerging Markets

Morningstar Analyst Rating
 N/A

FE Crown Rating


Discrete Performance - 12 months to 31/12/19

	2019	2018	2017	2016	2015
Fund	27.49	-11.41	29.61	36.93	-11.12
Stock Sector Average	16.04	-11.78	24.43	30.84	-10.19

Cumulative Performance to 30/09/20

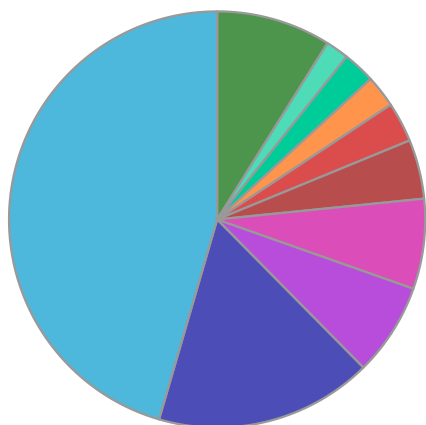
	1 Yr	2 Yrs	3 Yrs	4 Yrs	5 Yrs
Fund	15.22	34.95	34.32	61.32	131.38
Stock Sector Average	1.97	8.64	7.00	25.63	71.46

Performance Analysis - Annualised 3 years

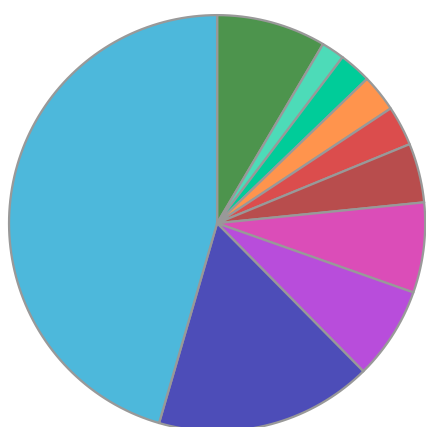
	Growth Rate %	Volatility	Alpha	Beta	Sharpe
Fund	10.33	16.44	7.95	1.03	0.42
Stock Sector Average	2.28	15.28	0.00	1.00	0.00

JPM Emerging Markets B Acc

Fund Composition



	(%)
China	45.50
India	16.90
Brazil	7.20
Taiwan	7.00
Korea	4.60
Singapore	3.10
Argentina	2.50
Belarus	2.50
Indonesia	1.80
Others	8.90



	(%)
Chinese Equities	45.50
Indian Equities	16.90
Brazilian Equities	7.20
Taiwanese Equities	7.00
South Korean Equities	4.60
Singapore Equities	3.10
American Emerging Equities	2.90
European Emerging Equities	2.50
Indonesian Equities	1.80
Others	8.50

Largest Holdings

Holdings	(%)
TAIWAN SEMICONDUCTOR CO	6.50
ALIBABA GROUP HLDG LTD	6.50
TENCENT HLDGS LIMITED	4.50
AIA GROUP LTD	3.50
SAMSUNG ELECTRONICS CO	3.30

Holdings	(%)
SEA LTD	3.10
HDFC BANK LTD	3.00
MEITUAN DIANPING	3.00
HOUSING DEVELOPMENT FINANCE CORP	2.60
MERCADOLIBRE INC	2.50

* Data supplied by fund managers regarding fixed interests funds may not specify yield type. As the provision of redemption yield is an FCA regulatory requirement Novia assumes these are used.

Important Information

Performance details and yields are as at 30/09/2020. Performance figures are inclusive of net reinvested income. Source: FE. This document is designed only for professional investors and experienced advisers. The value of investments and the income gained may fluctuate. Investors may not get back the full amount invested. Past performance is not a guide to the future.