

## GS JapEqPartPfl RH £

### Fund Information

**Sector**

Equity - Japan

**Manager's Name**

Team Managed

**Date Manager Appointed**

May 2015

**Launch Date**

Nov 2015

**Fund Size(£m)**

£149738.85

**Yield\*** (See page2)

0.00 %

**XD Dates**

Dec 09

**Last Distribution**

09/12/19 (XD Date)

09/12/19 (Pay Date)

0.03(Distribution)

**OCF**

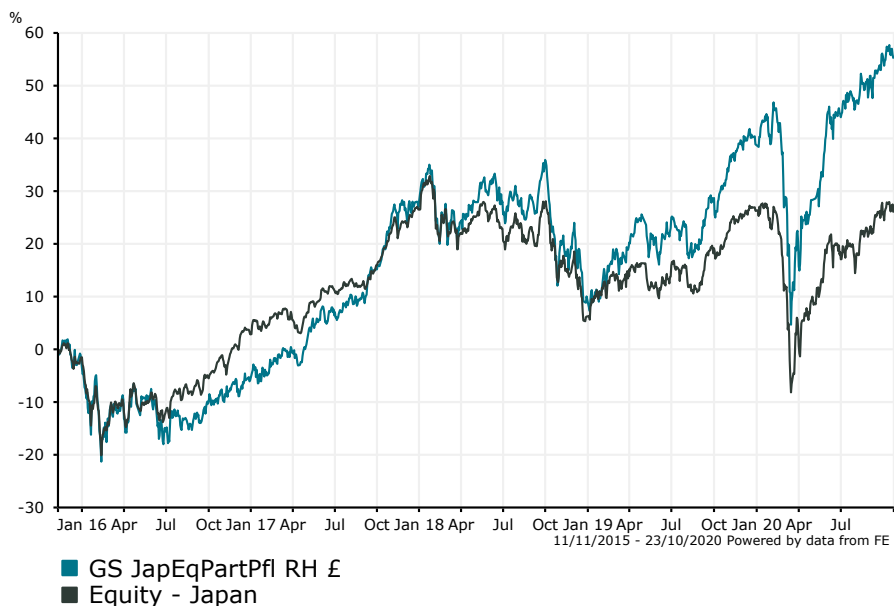
0.95 %

### Fund Aim

The Portfolio seeks to provide capital growth over the longer term. The Portfolio will mostly hold shares or similar instruments relating to Japanese companies. Such companies are either based in or earn most of their profits or revenues from Japan. The Portfolio may also invest in companies which are based anywhere in the world.

**Sector:** Equity - Japan

### Performance


**Morningstar Analyst Rating**

N/A

**FE Crown Rating**


#### Discrete Performance - 12 months to 31/12/19

	2019	2018	2017	2016	2015
Fund	26.22	-13.30	34.82	-4.82	-
Stock Sector Average	18.84	-16.03	22.97	4.48	11.76

#### Cumulative Performance to 30/09/20

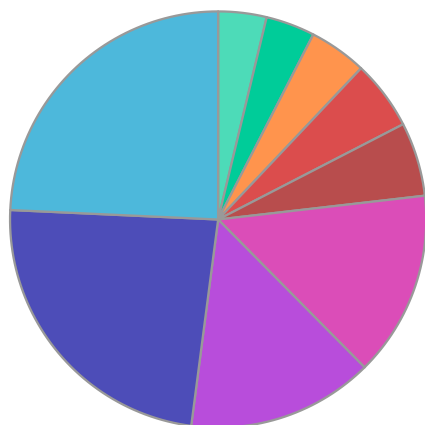
	1 Yr	2 Yrs	3 Yrs	4 Yrs	5 Yrs
Fund	21.46	15.66	35.11	73.46	-
Stock Sector Average	6.27	-1.66	8.32	32.76	40.30

#### Performance Analysis - Annualised 3 years

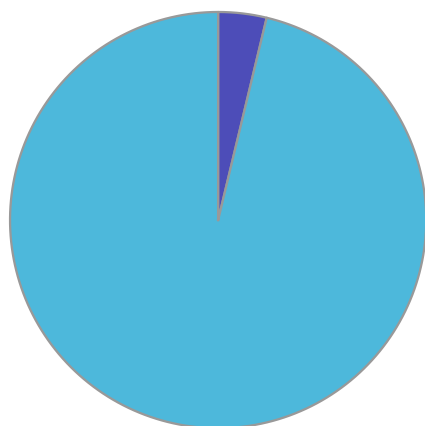
	Growth Rate %	Volatility	Alpha	Beta	Sharpe
Fund	10.55	16.72	7.87	1.02	0.42
Stock Sector Average	2.70	15.02	0.00	1.00	0.00

**GS JapEqPartPfl RH £**

**Fund Composition**



	(%)
Information Technology	24.27
Industrials	23.66
Health Care	14.49
Consumer Discretionary	14.40
Financials	5.74
Materials	5.38
Communications	4.49
Consumer Staples	3.81
Money Market	3.75



	(%)
Japanese Equities	96.25
Money Market	3.75

**Largest Holdings**

Holdings	(%)
HOYA CORP	6.25
NIDEC CORP	5.91
SHIN-ETSU CHEMICAL CO	5.38
TDK CORP	4.87
PAN PACIFIC INTL HLDGS CORP	4.77

Holdings	(%)
OBIC	4.06
NITORI HLDGS CO LTD	4.03
RECRUIT HLDGS CO LTD	3.95
TREND MICRO INC	3.76
OTSUKA CORP	3.71

\* Data supplied by fund managers regarding fixed interests funds may not specify yield type. As the provision of redemption yield is an FCA regulatory requirement Novia assumes these are used.

**Important Information**

Performance details and yields are as at 30/09/2020. Performance figures are inclusive of net reinvested income. Source: FE. This document is designed only for professional investors and experienced advisers. The value of investments and the income gained may fluctuate. Investors may not get back the full amount invested. Past performance is not a guide to the future.