

**Santander Atlas Inc Pfl IA**
**Fund Information**
**Sector**

IA Unclassified

**Manager's Name**

 Ignacio Barreras  
 John Mullins  
 Stefano Amato

**Date Manager Appointed**

Sep 2018

**Launch Date**

Sep 2015

**Fund Size (£m)**

£81.19

**Yield\* (See page2)**

3.85 %

**XD Dates**

Oct 01, Sep 01, Aug 03, Jul 01

**Last Distribution**

 01/10/20 (XD Date)  
 31/10/20 (Pay Date)  
 0.88(Distribution)

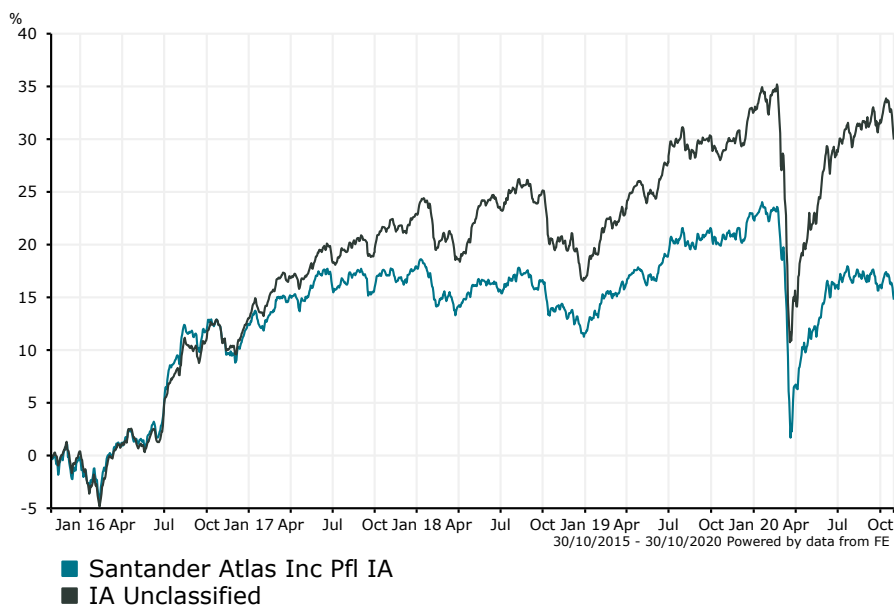
**OCF**

0.89 %

**Fund Aim**

The Fund's objective is to provide an income, with the potential of capital growth over a 5+ year time horizon. The Fund has a target annual yield of 4% per annum after the deduction of fees, although this is not guaranteed.

**Sector:** IA Unclassified

**Performance**


**Morningstar Analyst Rating**  
 N/A

**FE Crown Rating**  


**Discrete Performance - 12 months to 31/12/19**

	2019	2018	2017	2016	2015
Fund	9.78	-5.42	4.85	12.73	2.16
Stock Sector Average	13.50	-5.04	8.78	12.56	1.72

**Cumulative Performance to 30/09/20**

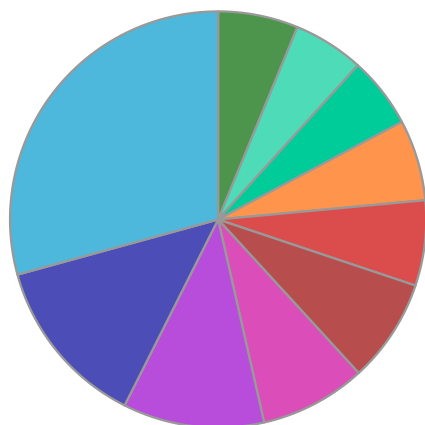
	1 Yr	2 Yrs	3 Yrs	4 Yrs	5 Yrs
Fund	-4.52	-0.44	0.45	3.83	18.92
Stock Sector Average	0.87	5.10	10.19	18.53	35.73

**Performance Analysis - Annualised 3 years**

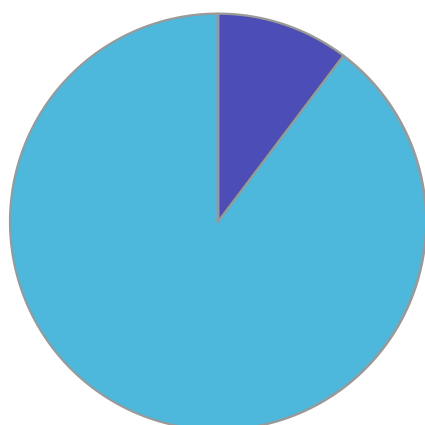
	Growth Rate %	Volatility	Alpha	Beta	Sharpe
Fund	0.15	8.24	-2.63	0.87	0.00
Stock Sector Average	3.29	9.09	0.00	1.00	0.00

Santander Atlas Inc Pfl IA

**Fund Composition**



	(%)
UK Corporate Fixed Interest	29.27
UK Equities	13.31
Money Market	10.97
Global High Yield Fixed Interest	8.25
European Equities	8.06
Global Emerging Market Fixed Interest	6.62
UK Gilts	6.29
US Equities	5.51
Global Fixed Interest	5.50
Others	6.22



	(%)
Not Specified	95.55
Money Market	10.97
Not Specified	-0.56
Others	-5.97

**Largest Holdings**

Holdings	(%)
HSBC CORPORATE BOND RET INC	8.78
PIMCO GIS GLOBAL HIGH YIELD BOND INST HEDGED INC GBP	8.25
ISHARES CORPORATE BOND INDEX (UK) L INC	7.47
VANGUARD UK INVESTMENT GRADE BOND INDEX INC GBP	7.25
MFS MERIDIAN FUNDS SICAV EMERGING MARKETS DEBT A2 USD	6.62

Holdings	(%)
ISHARES EURO DIVIDEND UCITS ETF GBP	6.61
L&G ALL STOCKS GILT INDEX TRUST I INC	6.29
JANUS HENDERSON ASIAN DIVIDEND INCOME UNIT TRUST INC	6.22
ISHARES £ CORPORATE BOND EX-FINANCIALS UCITS ETF GBP	5.76
INVESCO MARKETS III PLC EQQQ NASDAQ 100 UCITS ETF GBP	5.51

\* Data supplied by fund managers regarding fixed interests funds may not specify yield type. As the provision of redemption yield is an FCA regulatory requirement Novia assumes these are used.

**Important Information**

Performance details and yields are as at 30/09/2020. Performance figures are inclusive of net reinvested income. Source: FE. This document is designed only for professional investors and experienced advisers. The value of investments and the income gained may fluctuate. Investors may not get back the full amount invested. Past performance is not a guide to the future.