

Carmignac PrflLgShrtEurEq F £A
Fund Information
Sector

Hedge/Stru Prod - Equity

Manager's Name

Malte Heininger

Date Manager Appointed

Mar 2015

Launch Date

Nov 2015

Fund Size(£m)

£352.36

Yield* (See page2)

0.00 %

XD Dates

N/A

Last Distribution

N/A (XD Date)

N/A (Pay Date)

N/A(Distribution)

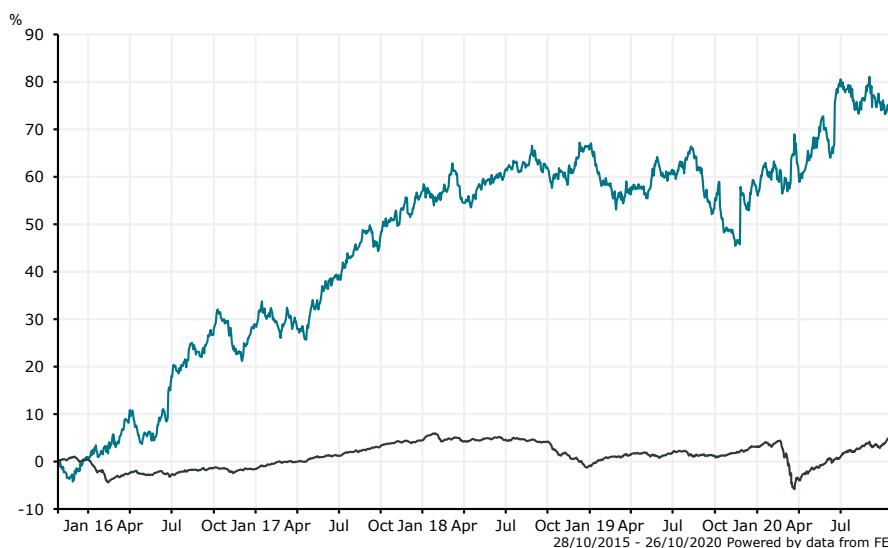
OCF

1.15 %

Fund Aim

The sub-fund aims to outperform its reference indicator over a period exceeding a minimum of three years, using an active, discretionary investment strategy.

Sector: Hedge/Stru Prod - Equity

Performance


■ Carmignac PrflLgShrtEurEq F £A
■ Hedge/Stru Prod - Equity

Morningstar Analyst Rating

N/A

FE Crown Rating
Discrete Performance - 12 months to 31/12/19

	2019	2018	2017	2016	2015
Fund	-5.29	5.67	21.77	27.55	-12.50
Stock Sector Average	3.97	-5.13	6.17	-1.99	2.66

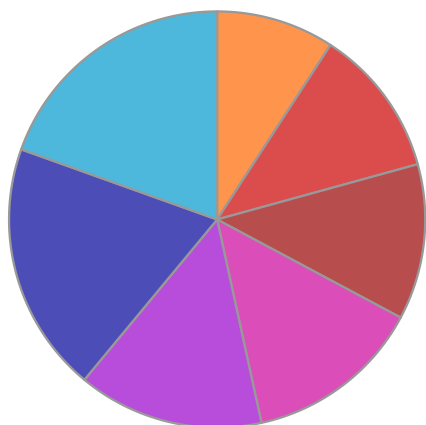
Cumulative Performance to 30/09/20

	1 Yr	2 Yrs	3 Yrs	4 Yrs	5 Yrs
Fund	13.64	7.44	18.53	37.52	69.39
Stock Sector Average	2.22	-0.64	0.18	4.94	4.41

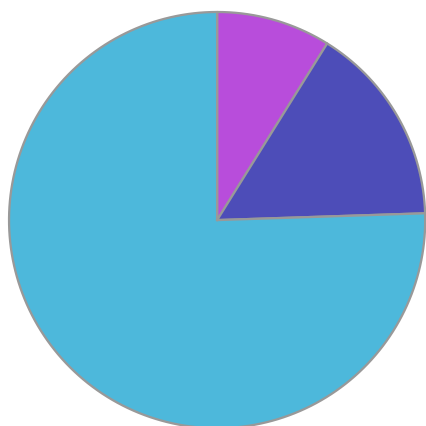
Performance Analysis - Annualised 3 years

	Growth Rate %	Volatility	Alpha	Beta	Sharpe
Fund	5.83	8.94	6.24	0.02	0.26
Stock Sector Average	0.06	4.40	0.00	1.00	0.00

Fund Composition



	(%)
Industrials	19.53
Technology	19.46
Basic Materials	14.43
Consumer Goods	13.77
Financials	12.09
Health Care	11.55
Consumer Services	9.17



	(%)
EU	75.52
Europe	15.61
North America	8.87

Largest Holdings

Holdings	(%)
BASF SE	7.67
PUMA SE	6.56
DEUTSCHE WOHNEN AG	3.39
ALLIANZ SE	3.34
CARA THERAPEUTICS INC	3.19

Holdings	(%)
ORKLA ASA	2.84
DELIVERY HERO SE	2.68
IMCD NV	2.64
AVEVA GROUP	2.59
AENA SME SA	2.58

* Data supplied by fund managers regarding fixed interests funds may not specify yield type. As the provision of redemption yield is an FCA regulatory requirement Novia assumes these are used.

Important Information

Performance details and yields are as at 30/09/2020. Performance figures are inclusive of net reinvested income. Source: FE. This document is designed only for professional investors and experienced advisers. The value of investments and the income gained may fluctuate. Investors may not get back the full amount invested. Past performance is not a guide to the future.