

M&G Gbl Emerging Mkts I Inc GBP

Fund Information

Sector

IA Global Emerging Markets

Manager's Name

Michael Bourke

Date Manager Appointed

Oct 2018

Launch Date

Feb 2009

Fund Size(£m)

£494.54

Yield* (See page2)

4.01 %

XD Dates

Feb 03

Last Distribution

03/02/20 (XD Date)

31/03/20 (Pay Date)

9.45(Distribution)

OCF

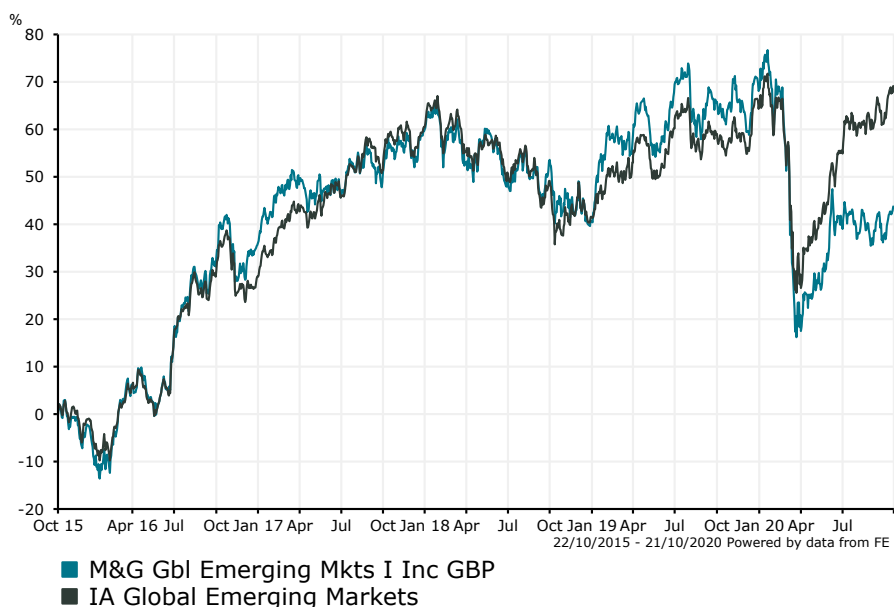
0.95 %

Fund Aim

The Fund aims to provide a higher total return (the combination of capital growth and income), net of the Ongoing Charge Figure, than that of the MSCI Emerging Markets Index over any five-year period.

Sector: IA Global Emerging Markets

Performance



Morningstar Analyst Rating
N/A

FE Crown Rating
👑👑👑👑👑

Discrete Performance - 12 months to 31/12/19

	2019	2018	2017	2016	2015
Fund	19.44	-11.83	17.67	40.32	-10.75
Stock Sector Average	16.04	-11.78	24.43	30.84	-10.19

Cumulative Performance to 30/09/20

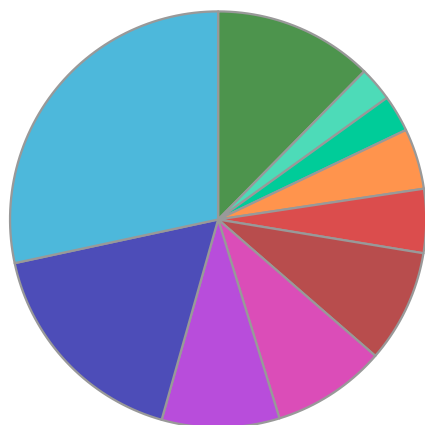
	1 Yr	2 Yrs	3 Yrs	4 Yrs	5 Yrs
Fund	-16.79	-10.07	-7.44	5.12	48.43
Stock Sector Average	1.97	8.64	7.00	25.63	71.46

Performance Analysis - Annualised 3 years

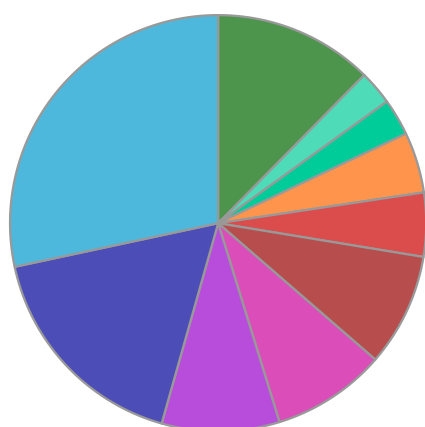
	Growth Rate %	Volatility	Alpha	Beta	Sharpe
Fund	-2.55	18.30	-4.57	1.11	-0.01
Stock Sector Average	2.28	15.28	0.00	1.00	0.00

M&G Gbl Emerging Mkts I Inc GBP

Fund Composition



	(%)
Chinese Equities	28.36
South Korean Equities	17.26
Russian Equities	9.14
Taiwanese Equities	8.86
Mexican Equities	8.78
South African Equities	4.96
Brazilian Equities	4.71
Money Market	2.86
Indian Equities	2.67
Others	12.39



	(%)
Hong Kong & China	28.36
Korea	17.26
Russia	9.14
Taiwan	8.86
Mexico	8.78
South Africa	4.96
Brazil	4.71
Money Market	2.86
India	2.67
Others	12.39

Largest Holdings

Holdings	(%)
SAMSUNG ELECTRONICS CO	9.20
TAIWAN SEMICONDUCTOR CO	3.80
BAIDU INC	3.10
SBERBANK OF RUSSIA	2.80
DELTA ELECTRONICS INC	2.80

Holdings	(%)
GREATVIEW ASEPTIC PACKAGING CO LTD	2.80
HANA FINANCIAL GROUP INC	2.70
CNOOC	2.60
PING AN INSURANCE(GR)CO OF CHINA	2.60
SHINHAN FINANCIAL GROUP	2.50

* Data supplied by fund managers regarding fixed interests funds may not specify yield type. As the provision of redemption yield is an FCA regulatory requirement Novia assumes these are used.

Important Information

Performance details and yields are as at 30/09/2020. Performance figures are inclusive of net reinvested income. Source: FE. This document is designed only for professional investors and experienced advisers. The value of investments and the income gained may fluctuate. Investors may not get back the full amount invested. Past performance is not a guide to the future.