

iShares Jpn Eq Indx(UK) L A

Fund Information

Sector

IA Japan

Manager's Name

Kieran Doyle

Date Manager Appointed

Mar 2016

Launch Date

Jul 2005

Fund Size(£m)

£1930.33

Yield* (See page2)

1.90 %

XD Dates

Sep 01, Mar 02, Feb 28

Last Distribution

01/09/20 (XD Date)

30/10/20 (Pay Date)

2.44(Distribution)

OCF

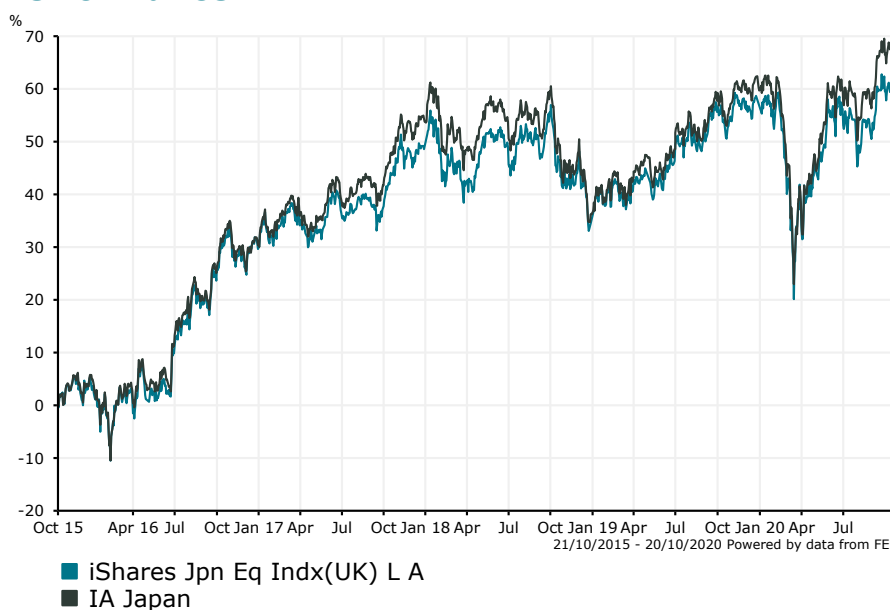
0.21 %

Fund Aim

The Fund aims to provide a return on your investment (generated through an increase in the value of the assets held by the Fund) by tracking closely the performance of the FTSE Japan Index (the "Benchmark Index"). Although the Fund aims to achieve its investment objective, there is no guarantee that this will be achieved. The Fund's capital is at risk meaning that the Fund could suffer a decrease in value and the value of your investment would decrease as a result.

Sector: IA Japan

Performance


Morningstar Analyst Rating

Gold

FE Crown Rating
Discrete Performance - 12 months to 31/12/19

	2019	2018	2017	2016	2015
Fund	17.18	-9.51	14.61	24.07	14.13
Stock Sector Average	17.22	-11.41	17.93	23.34	15.66

Cumulative Performance to 30/09/20

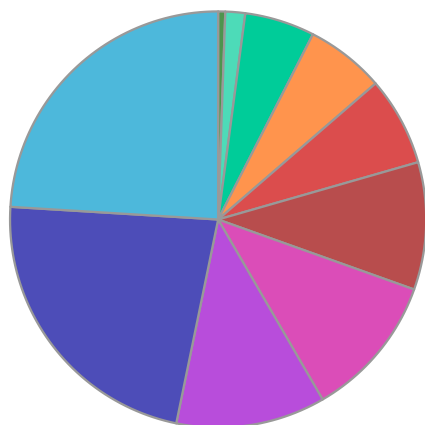
	1 Yr	2 Yrs	3 Yrs	4 Yrs	5 Yrs
Fund	2.50	2.55	16.09	29.04	70.69
Stock Sector Average	5.55	4.37	17.47	33.15	77.05

Performance Analysis - Annualised 3 years

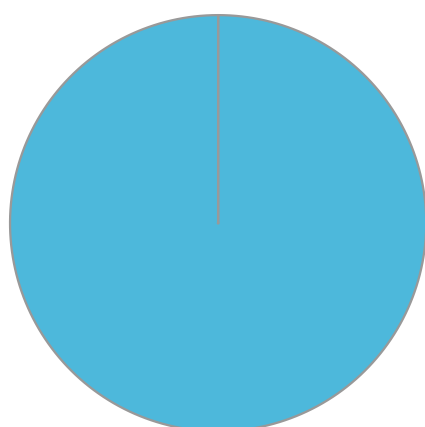
	Growth Rate %	Volatility	Alpha	Beta	Sharpe
Fund	5.10	13.64	-0.20	0.96	0.12
Stock Sector Average	5.51	13.95	0.00	1.00	0.14

iShares Jpn Eq Indx(UK) L A

Fund Composition



	(%)
Industrials	24.03
Consumer Goods	22.75
Health Care	11.60
Financials	11.17
Consumer Services	9.90
Technology	6.90
Telecommunications	6.13
Basic Materials	5.44
Utilities	1.54
Oil & Gas	0.55



	(%)
Japanese Equities	100.01

Largest Holdings

Holdings	(%)
TOYOTA MOTOR CORP	4.18
SONY CORP	2.41
SOFTBANK GROUP CORP	2.34
KEYENCE CORP	2.17
NINTENDO CO	1.56

Holdings	(%)
DAIICHI SANKYO CO LTD	1.51
TAKEDA PHARMACEUTICAL CO	1.40
SHIN-ETSU CHEMICAL CO	1.33
RECRUIT HOLDINGS LTD	1.29
mitsubishi UFJ Financial Group	1.28

* Data supplied by fund managers regarding fixed interests funds may not specify yield type. As the provision of redemption yield is an FCA regulatory requirement Novia assumes these are used.

Important Information

Performance details and yields are as at 30/09/2020. Performance figures are inclusive of net reinvested income. Source: FE. This document is designed only for professional investors and experienced advisers. The value of investments and the income gained may fluctuate. Investors may not get back the full amount invested. Past performance is not a guide to the future.