

AXA Ethical Distribution Z Acc

Fund Information

Sector

IA Mixed Investment 20-60% Shares

Manager's Name

 Matthew Huddart
 Jamie Forbes-Wilson

Date Manager Appointed

Feb 2016

Launch Date

Nov 2008

Fund Size(£m)

£196.10

Yield* (See page2)

1.48 %

XD Dates

Jun 01, Dec 02

Last Distribution

01/06/20 (XD Date)

31/07/20 (Pay Date)

1.01(Distribution)

OCF

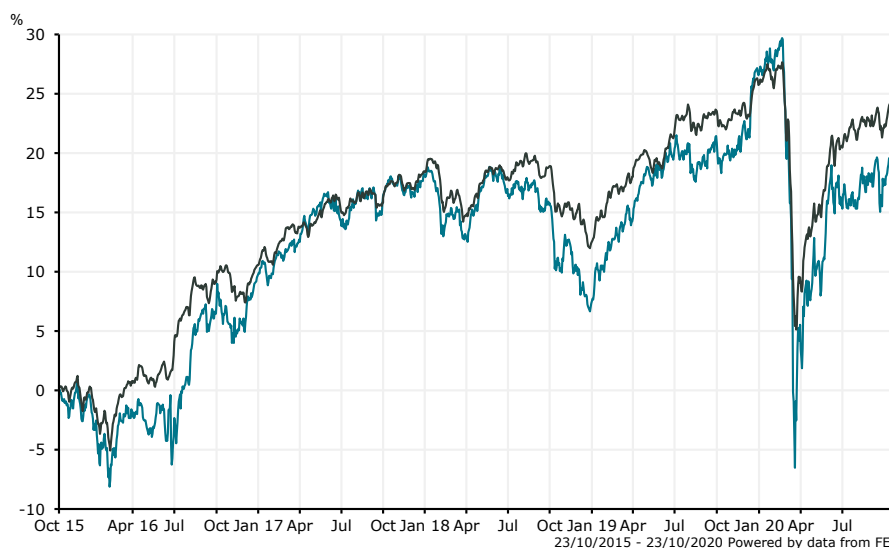
0.77 %

Fund Aim

The aim of this Fund is to achieve growing income with some prospects for capital growth over the medium to long term.

Sector: IA Mixed Investment 20-60% Shares

Performance



■ AXA Ethical Distribution Z Acc
 ■ IA Mixed Investment 20-60% Shares

Morningstar Analyst Rating

N/A

FE Crown Rating

👑👑👑👑👑

Discrete Performance - 12 months to 31/12/19

	2019	2018	2017	2016	2015
Fund	17.93	-9.23	7.83	10.46	5.22
Stock Sector Average	11.84	-5.10	7.16	10.32	1.21

Cumulative Performance to 30/09/20

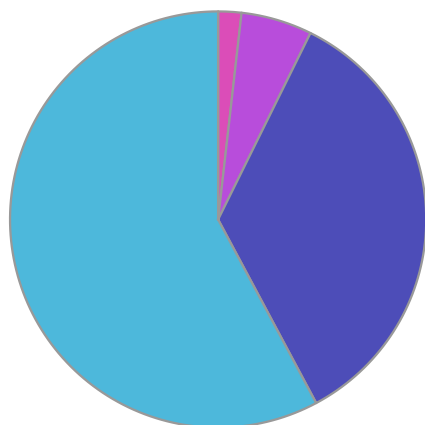
	1 Yr	2 Yrs	3 Yrs	4 Yrs	5 Yrs
Fund	-3.40	1.44	1.26	10.19	20.27
Stock Sector Average	-1.19	2.77	5.45	11.94	25.49

Performance Analysis - Annualised 3 years

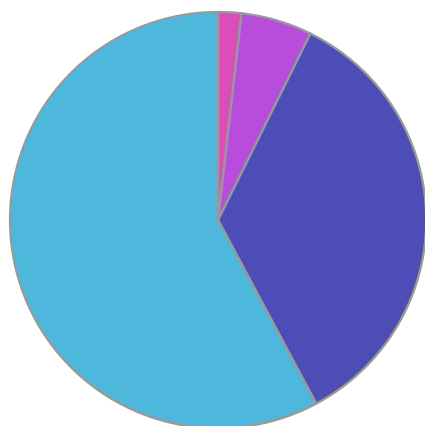
	Growth Rate %	Volatility	Alpha	Beta	Sharpe
Fund	0.42	10.81	-1.56	1.21	0.00
Stock Sector Average	1.78	8.49	0.00	1.00	0.00

AXA Ethical Distribution Z Acc

Fund Composition



	(%)
UK Equities	57.81
UK Index-Linked	34.87
UK Gilts	5.52
Money Market	1.80



	(%)
UK	57.81
UK	34.87
UK	5.52
Money Market	1.80

Largest Holdings

Holdings	(%)
HM TREASURY UNITED KINGDOM DMO 0.125% IDX GILT 22/03/24 GBP0.01	8.70
HM TREASURY UNITED KINGDOM DMO 1.875% IDX LKD GILT 22/11/22 GBP	3.40
DIAGEO	3.00
UK GILT INFLATION LINKED 0.13% 03/22/2026	2.90
GAMES WORKSHOP GROUP	2.60

Holdings	(%)
HM TREASURY UNITED KINGDOM DMO 2.5% IDX LKD GILT 17/07/24 GBP0.01	2.60
PRUDENTIAL PLC	2.30
LONDON STOCK EXCHANGE GROUP	2.30
B & M EUROPEAN VALUE RETAIL SA	1.80
PETS AT HOME GROUP PLC	1.70

* Data supplied by fund managers regarding fixed interests funds may not specify yield type. As the provision of redemption yield is an FCA regulatory requirement Novia assumes these are used.

Important Information

Performance details and yields are as at 30/09/2020. Performance figures are inclusive of net reinvested income. Source: FE. This document is designed only for professional investors and experienced advisers. The value of investments and the income gained may fluctuate. Investors may not get back the full amount invested. Past performance is not a guide to the future.