

Allianz European Eq Inc C Acc

Fund Information

Sector

IA Europe Excluding UK

Manager's Name

Joerg de Vries-Hippen
Gregor Rudolph-Dengel

Date Manager Appointed

Mar 2009

Launch Date

Mar 2014

Fund Size(£m)

£21.62

Yield* (See page2)

3.98 %

XD Dates

Sep 01, Jun 01, Mar 02, Dec 02

Last Distribution

01/09/20 (XD Date)

30/09/20 (Pay Date)

0.91(Distribution)

OCF

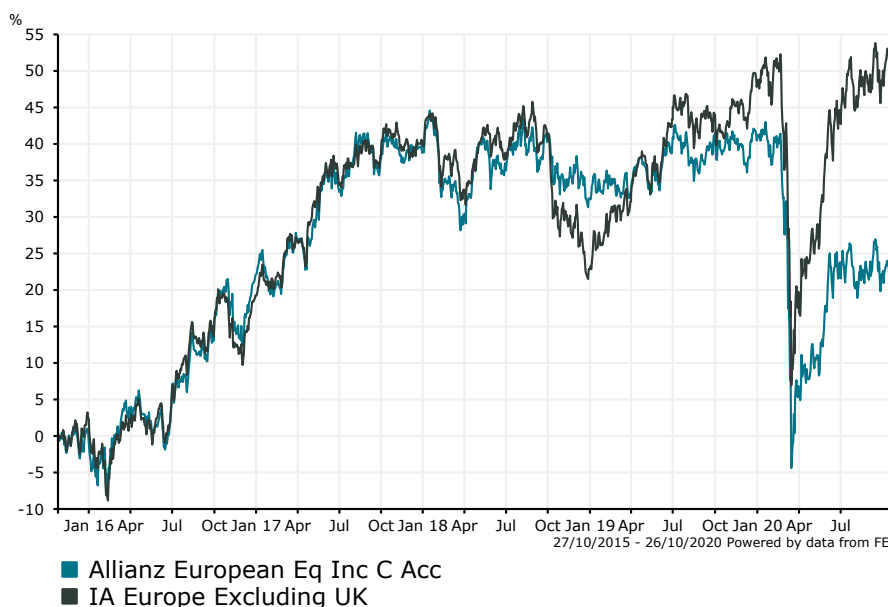
0.97 %

Fund Aim

This Fund aims to achieve a high and increasing income together with capital growth by investing mainly in Continental Europe, although it may invest internationally.

Sector: IA Europe Excluding UK

Performance



Morningstar Analyst Rating
N/A

FE Crown Rating
👑👑👑👑👑

Discrete Performance - 12 months to 31/12/19

	2019	2018	2017	2016	2015
Fund	6.02	-4.52	13.73	21.47	1.51
Stock Sector Average	20.33	-12.16	17.29	16.41	9.27

Cumulative Performance to 30/09/20

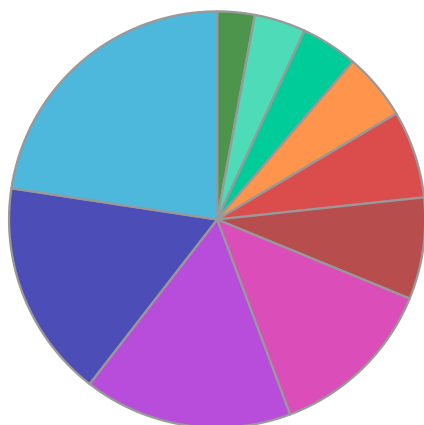
	1 Yr	2 Yrs	3 Yrs	4 Yrs	5 Yrs
Fund	-13.67	-13.14	-11.54	7.78	26.72
Stock Sector Average	3.06	5.28	7.27	30.74	54.80

Performance Analysis - Annualised 3 years

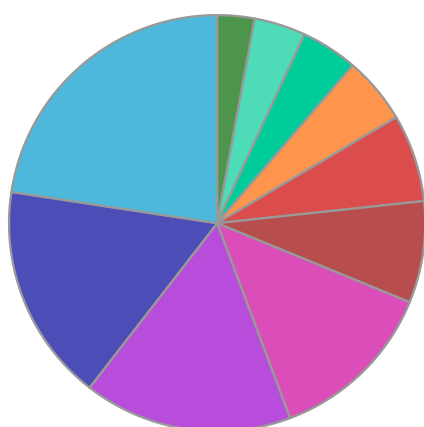
	Growth Rate %	Volatility	Alpha	Beta	Sharpe
Fund	-4.01	14.18	-5.89	0.90	-0.01
Stock Sector Average	2.37	14.03	0.00	1.00	0.00

Allianz European Eq Inc C Acc

Fund Composition



	(%)
French Equities	22.60
Swiss Equities	16.90
German Equities	16.20
Spanish Equities	13.10
Finnish Equities	7.90
Swedish Equities	6.80
Italian Equities	5.20
Norwegian Equities	4.40
International Equities	4.00
Dutch Equities	2.90



	(%)
France	22.60
Switzerland	16.90
Germany	16.20
Spain	13.10
Finland	7.90
Sweden	6.80
Italy	5.20
Norway	4.40
Others	4.00
Netherlands	2.90

Largest Holdings

Holdings	(%)
NOVARTIS AG	4.26
NESTLE SA	3.82
ENEL SPA	3.81
SANOFI	3.78
ALLIANZ SE	3.54

Holdings	(%)
IBERDROLA SA	3.48
MUNCHENER RUCKVERSICHERUNGS AG	3.41
UPM-KYMMENE OYJ	3.40
SWISS RE LTD	2.90
INDUSTRIA DE DISENO TEXTIL SA	2.78

* Data supplied by fund managers regarding fixed interests funds may not specify yield type. As the provision of redemption yield is an FCA regulatory requirement Novia assumes these are used.

Important Information

Performance details and yields are as at 30/09/2020. Performance figures are inclusive of net reinvested income. Source: FE. This document is designed only for professional investors and experienced advisers. The value of investments and the income gained may fluctuate. Investors may not get back the full amount invested. Past performance is not a guide to the future.