

BlackRock GF China D2 Hgd £

Fund Information

Sector
Equity - China

Manager's Name
Lucy Liu

Date Manager Appointed
May 2019

Launch Date
Sep 2012

Fund Size (£m)
£1180.73

Yield* (See page2)
0.00 %

XD Dates
N/A

Last Distribution
N/A (XD Date)
N/A (Pay Date)
N/A (Distribution)

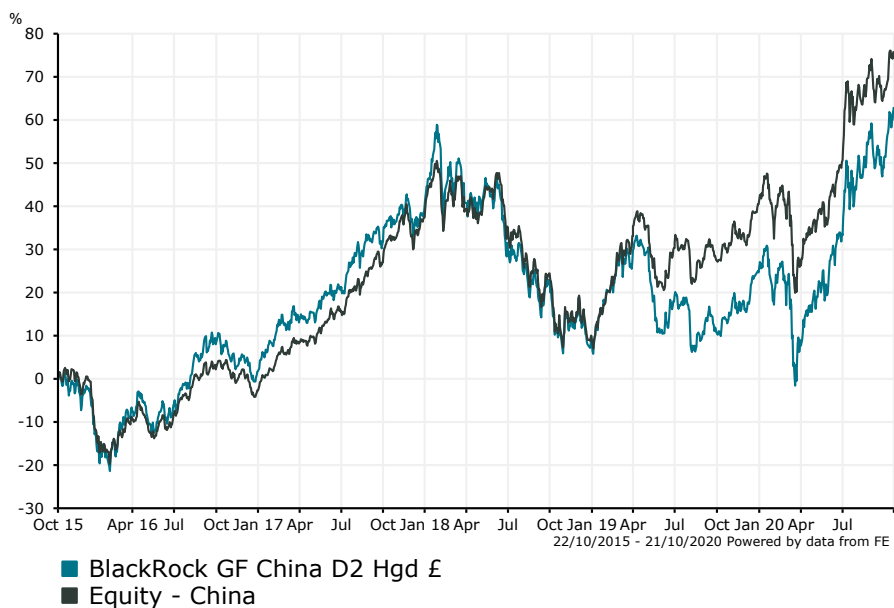
OCF
1.07 %

Fund Aim

The Fund aims to maximise the return on your investment through a combination of capital growth and income on the Fund's assets. The Fund invests at least 70% of its total assets in the shares of companies domiciled in, or the main business of which is in, the People's Republic of China.

Sector: Equity - China

Performance



Morningstar Analyst Rating
N/A

FE Crown Rating
👑👑👑👑👑

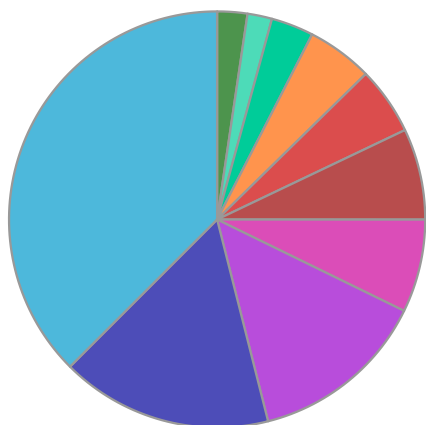
Discrete Performance - 12 months to 31/12/19					
	2019	2018	2017	2016	2015
Fund	14.19	-21.22	36.27	4.89	-1.29
Stock Sector Average	27.68	-19.94	41.21	-2.08	0.88

Cumulative Performance to 30/09/20					
	1 Yr	2 Yrs	3 Yrs	4 Yrs	5 Yrs
Fund	36.73	23.24	15.33	40.20	68.86
Stock Sector Average	30.81	33.98	31.27	63.14	83.42

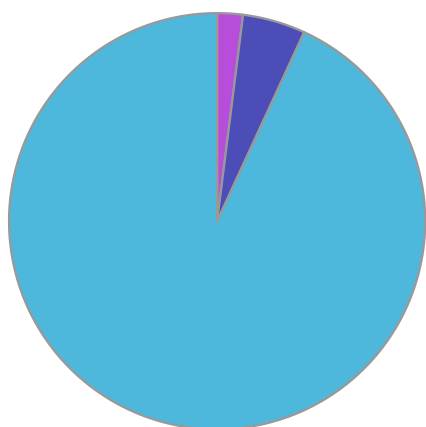
Performance Analysis - Annualised 3 years					
	Growth Rate %	Volatility	Alpha	Beta	Sharpe
Fund	4.87	22.00	-4.98	1.13	0.06
Stock Sector Average	9.49	18.59	0.00	1.00	0.32

BlackRock GF China D2 Hgd £

Fund Composition



	(%)
Consumer Discretionary	37.51
Information Technology	16.44
Communications	13.83
Financials	7.23
Health Care	7.08
Real Estate	5.26
Industrials	5.12
Materials	3.30
Consumer Staples	1.91
Others	2.34



	(%)
Chinese Equities	93.55
Taiwanese Equities	4.90
Hong Kong Equities	2.00

Largest Holdings

Holdings	(%)
ALIBABA GROUP HLDG LTD	10.34
TENCENT HLDGS LTD	9.48
MEITUAN DIANPING	6.20
JD.COM INC	4.60
CHINA MERCHANTS BANK CO LTD	3.66

Holdings	(%)
CHINA LIFE INSURANCE CO	3.57
NETEASE INC	3.17
NEW ORIENTAL EDUCATION & TECHNOLOGY	3.11
JINYU BIO-TECHNOLOGY CO LTD	2.81
XINYI SOLAR HLDGS LTD	2.56

* Data supplied by fund managers regarding fixed interests funds may not specify yield type. As the provision of redemption yield is an FCA regulatory requirement Novia assumes these are used.

Important Information

Performance details and yields are as at 30/09/2020. Performance figures are inclusive of net reinvested income. Source: FE. This document is designed only for professional investors and experienced advisers. The value of investments and the income gained may fluctuate. Investors may not get back the full amount invested. Past performance is not a guide to the future.