

BlackRock GF Euro Bd D4 £

Fund Information

Sector

Fixed Int - EUR Investment Grade

Manager's Name

Michael Krautzberger
Ronald Van Loon

Date Manager Appointed

Oct 2005

Launch Date

Sep 2012

Fund Size(£m)

£5127.23

Yield* (See page2)

0.00 %

XD Dates

Aug 31

Last Distribution

31/08/20 (XD Date)

07/09/20 (Pay Date)

0.06(Distribution)

OCF

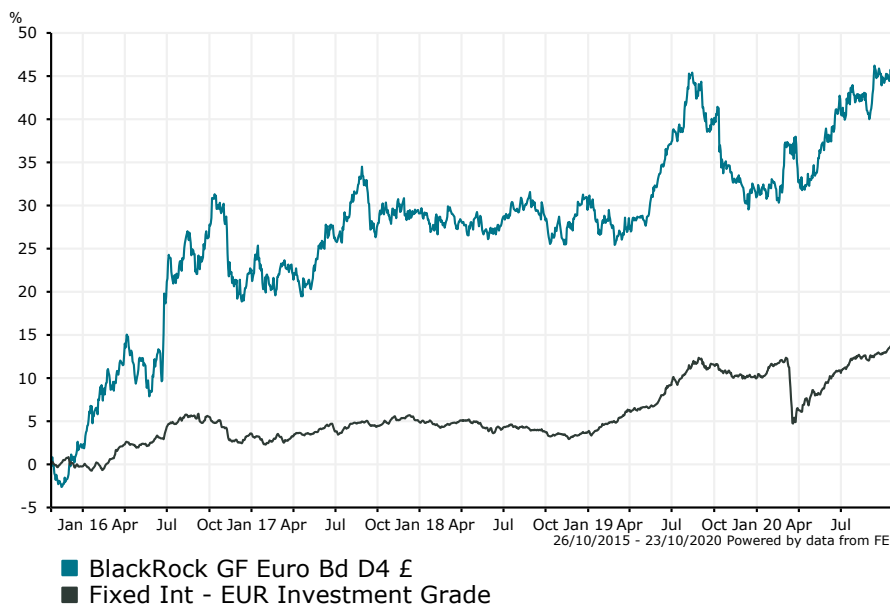
0.62 %

Fund Aim

The Fund aims to maximise the return on your investment through a combination of capital growth and income on the Fund's assets. The Fund invests at least 80% of its total assets in fixed income securities. At least 70% of the Fund's total assets will be invested in securities that are denominated in euro.

Sector: Fixed Int - EUR Investment Grade

Performance



Morningstar Analyst Rating

Silver

FE Crown Rating



Discrete Performance - 12 months to 31/12/19

	2019	2018	2017	2016	2015
Fund	1.11	0.32	5.61	19.93	-3.88
Stock Sector Average	6.06	-1.18	1.29	3.82	-0.24

Cumulative Performance to 30/09/20

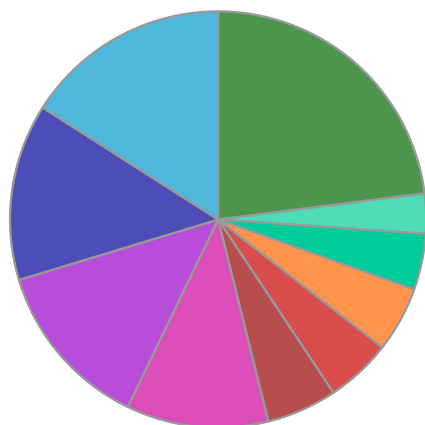
	1 Yr	2 Yrs	3 Yrs	4 Yrs	5 Yrs
Fund	3.74	12.34	13.43	14.43	42.41
Stock Sector Average	1.11	8.69	8.05	6.91	14.37

Performance Analysis - Annualised 3 years

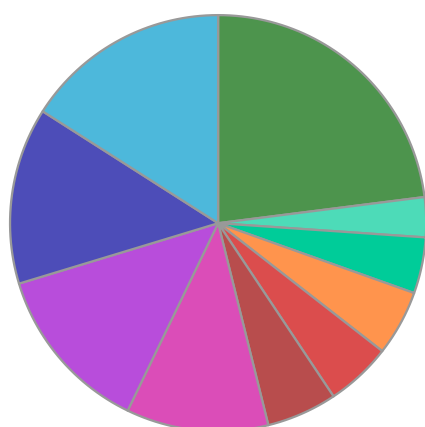
	Growth Rate %	Volatility	Alpha	Beta	Sharpe
Fund	4.29	6.22	2.31	0.79	0.13
Stock Sector Average	2.61	4.06	0.00	1.00	0.00

BlackRock GF Euro Bd D4 £

Fund Composition



	(%)
France	15.97
Italy	13.73
Germany	13.16
Spain	11.04
UK	5.47
Netherlands	5.11
Money Market	5.09
USA	4.36
Belgium	3.10
Others	23.01



	(%)
French Fixed Interest	15.97
Italian Fixed Interest	13.73
German Fixed Interest	13.16
Spanish Fixed Interest	11.04
UK Fixed Interest	5.48
Dutch Fixed Interest	5.11
Money Market	5.09
US Fixed Interest	4.36
Belgian Fixed Interest	3.10
Others	23.00

Largest Holdings

Holdings	(%)
GERMANY(FEDERAL REPUBLIC OF) 4.25% BDS 04/07/39 EUR0.01	1.81
FRANCE(GOVT OF) 1.75% NTS 25/06/39 EUR1	1.42
ITALY (REPUBLIC OF) 1.45 11/15/2024	1.29
ITALY (REPUBLIC OF) 1.3 05/15/2028	1.07
ITALY (REPUBLIC OF) 0.05 04/15/2021	0.95

Holdings	(%)
GERMANY(FEDERAL REPUBLIC OF) 4.75% BDS 04/07/40 EUR0.01	0.90
JAPAN GOVT CPI LINKED 0.1% BDS 10/03/28 JPY100000	0.90
SPAIN(KINGDOM OF) 2.75% BDS 31/10/24 EUR1000	0.89
UNEDIC 0.875% BDS 25/05/28 EUR100000	0.82
ITALY(REPUBLIC OF) 1.45% BDS 15/09/22 EUR1000	0.80

* Data supplied by fund managers regarding fixed interests funds may not specify yield type. As the provision of redemption yield is an FCA regulatory requirement Novia assumes these are used.

Important Information

Performance details and yields are as at 30/09/2020. Performance figures are inclusive of net reinvested income. Source: FE. This document is designed only for professional investors and experienced advisers. The value of investments and the income gained may fluctuate. Investors may not get back the full amount invested. Past performance is not a guide to the future.